


Goodman[®]

REPAIR PARTS

CH* Series Cased and Uncased Horizontal Coils

CHPF024A2A
CHPF024A2C
CHPF030A2A
CHPF030A2C
CHPF036B2A
CHPF036B2C
CHPF042B2A
CHPF042B2C
CHPF048D2A
CHPF048D2C
CHPF060D2A
CHPF060D2C
CHPX024A2A
CHPX024A2C
CHPX030A2A
CHPX030A2C
CHPX036B2A
CHPX036B2C
CHPX042B2A
CHPX042B2C
CHPX048D2A
CHPX048D2C
CHPX060D2A
CHPX060D2C



RP - 315
June 2004

This manual is to be used by qualified technicians only.

Made in the USA by:
Goodman Manufacturing Company, L.P.
2550 North Loop West, Suite 400
Houston Texas 77092

Copyright ©2004 Goodman Manufacturing Company, L.P.

Important Information

Goodman Manufacturing Company, L.P. is not responsible for personal injury or property damage resulting from improper service. Review all service information before beginning repairs.

Warranty service must be performed by an authorized technician, using authorized factory parts. If service is required after the warranty expires, Goodman Manufacturing Company, L.P. also recommends contacting an authorized technician and using authorized factory parts.

For assistance within the U.S.A. contact:

Consumer Affairs Department
Goodman Manufacturing Company, L.P.
7401 Security Way
Houston, Texas 77040
877-254-4729-Telephone
713-863-2382-Facsimile

For assistance outside the U.S.A. contact:

International Division
Goodman Manufacturing Company, L.P.
7401 Security Way
Houston, Texas 77040
713-861-2500-Telephone
713-863-2382-Facsimile

Index

Functional Parts List	5
Illustration and Parts	6 - 9

Views shown are for parts illustrations only, not servicing procedures.

Text Codes:

AR - As Required

NA - Not Available

NS - Not Shown

00000000 - See Note

QTY - Quantity Example (QTY 3) (If Quantity not shown, Quantity = 1)

M - Model Example (M1) (If M Code not shown, then part is used on all Models)

Expanded Model Nomenclature:

Example
M1 - Model#1
M2 - Model#2
M3 - Model#3

Functional Parts

Part

No: Description:

BT1369040	3 TON TXV (M13,M14,M15,M16,M17,M18,M19,M20)
BT1369041	5 TON TXV (M21,M22,M23,M24)
6072006	COIL/PAN ASSEMBLY (M13, M14)
6072000	COIL/PAN ASSEMBLY (M1,M2,)
6072001	COIL/PAN ASSEMBLY (M3,M4)
6072002	COIL/PAN ASSEMBLY (M5,M6)
6072003	COIL/PAN ASSEMBLY (M7,M8)
6072005	COIL/PAN ASSEMBLY (M11,M12)
6072007	COIL/PAN ASSEMBLY (M15,M16)
6072008	COIL/PAN ASSEMBLY (M17,M18)
6072009	COIL/PAN ASSEMBLY (M19,M20)
6072010	COIL/PAN ASSEMBLY (M21,M22)
6072011	COIL/PAN ASSEMBLY (M23,M24)
6072004	COIL/PAN ASSEMBLY (M9,M10)


SPECIAL PARTS

IO-237	INSTALLATION & OPERATION MANUAL
RP -	REPAIR PARTS MANUAL
SS-375	SPECIFICATION SHEET

Expanded Model Nomenclature

M1 - CHPF024A2A
M2 - CHPF024A2C
M3 - CHPF030A2A
M4 - CHPF030A2C
M5 - CHPF036B2A
M6 - CHPF036B2C
M7 - CHPF042B2A
M8 - CHPF042B2C
M9 - CHPF048D2A
M10 - CHPF048D2C
M11 - CHPF060D2A
M12 - CHPF060D2C
M13 - CHPX024A2A
M14 - CHPX024A2C
M15 - CHPX030A2A
M16 - CHPX030A2C
M17 - CHPX036B2A
M18 - CHPX036B2C
M19 - CHPX042B2A
M20 - CHPX042B2C
M21 - CHPX048D2A
M22 - CHPX048D2C
M23 - CHPX060D2A
M24 - CHPX060D2C

Coil Assembly



Coil Assembly

Ref. Part
No: No:

Description:

Ref. Part
No: No:

Description:


Image 1:

21	5550818	CABINET ASSEMBLY (M1,M3,M13,M15)
21	5550819	CABINET ASSEMBLY (M5,M7,M17,M19)
21	5550821	CABINET ASSEMBLY (M9,M11,M21,M23)
21	5550827	CABINET ASSEMBLY (M2,M4,M14,M16)
21	5550828	CABINET ASSEMBLY (M6,M8,M18,M20)
21	5550829	CABINET ASSEMBLY (M10,M12,M22,M24)

Expanded Model Nomenclature

- M1 - CHPF024A2A
- M2 - CHPF024A2C
- M3 - CHPF030A2A
- M4 - CHPF030A2C
- M5 - CHPF036B2A
- M6 - CHPF036B2C
- M7 - CHPF042B2A
- M8 - CHPF042B2C
- M9 - CHPF048D2A
- M10 - CHPF048D2C
- M11 - CHPF060D2A
- M12 - CHPF060D2C
- M13 - CHPX024A2A
- M14 - CHPX024A2C
- M15 - CHPX030A2A
- M16 - CHPX030A2C
- M17 - CHPX036B2A
- M18 - CHPX036B2C
- M19 - CHPX042B2A
- M20 - CHPX042B2C
- M21 - CHPX048D2A
- M22 - CHPX048D2C
- M23 - CHPX060D2A
- M24 - CHPX060D2C

Coil Assembly



Coil Assembly

Ref. Part No: No:	Description:	Ref. Part No: No:	Description:
-------------------	--------------	-------------------	--------------

Image 1:

11	6072000	COIL/PAN ASSEMBLY (M1,M2,)
11	6072001	COIL/PAN ASSEMBLY (M3,M4)
11	6072002	COIL/PAN ASSEMBLY (M5,M6)
11	6072003	COIL/PAN ASSEMBLY (M7,M8)
11	6072004	COIL/PAN ASSEMBLY (M9,M10)
11	6072005	COIL/PAN ASSEMBLY (M11,M12)
11	6072006	COIL/PAN ASSEMBLY (M13, M14)
11	6072007	COIL/PAN ASSEMBLY (M15,M16)
11	6072008	COIL/PAN ASSEMBLY (M17,M18)
11	6072009	COIL/PAN ASSEMBLY (M19,M20)
11	6072010	COIL/PAN ASSEMBLY (M21,M22)
11	6072011	COIL/PAN ASSEMBLY (M23,M24)
31	B1755943	DRAIN PAN ()
41	B1796630	FLOWRATOR INLET TUBE
51	BT1369040	3 TON TXV (M13,M14,M15,M16,M17,M18,M19,M20)
51	BT1369041	5 TON TXV (M21,M22,M23,M24)

Expanded Model Nomenclature

- M1 - CHPF024A2A
- M2 - CHPF024A2C
- M3 - CHPF030A2A
- M4 - CHPF030A2C
- M5 - CHPF036B2A
- M6 - CHPF036B2C
- M7 - CHPF042B2A
- M8 - CHPF042B2C
- M9 - CHPF048D2A
- M10 - CHPF048D2C
- M11 - CHPF060D2A
- M12 - CHPF060D2C
- M13 - CHPX024A2A
- M14 - CHPX024A2C
- M15 - CHPX030A2A
- M16 - CHPX030A2C
- M17 - CHPX036B2A
- M18 - CHPX036B2C
- M19 - CHPX042B2A
- M20 - CHPX042B2C
- M21 - CHPX048D2A
- M22 - CHPX048D2C
- M23 - CHPX060D2A
- M24 - CHPX060D2C