

PRODUCT SPECIFICATIONS



Air Conditioning & Heating

CPLJ SERIES 12 SEER

Split System Heat Pump

1½ to 5 Ton



The CPLJ split system heat pump is designed for ground-level or rooftop mount application.



Standard Features

- Energy-efficient compressor with internal high-pressure relief
- Louvered guard protects coil from damage and adds strength to unit
- Bottom pan rails elevate unit above slab
- Quiet operating top discharge
- Totally enclosed, permanently lubricated condenser motor
- Copper tube, aluminum fin coil
- Brass liquid and suction service valves with sweat connections
- Fully charged for 15' of tubing length
- Factory-installed bi-flow liquid line filter drier
- Discharge line muffler
- Suction line accumulator
- Check-flowwater expansion device
- Time-initiated, temperature-terminate defrost
- Low-pressure control for loss of charge protection
- Crankcase heater (where indicated)

Cabinet Construction

- Polyester powder paint provides premium durability and improved UV protection
- Heavy-gauge, zinc-clad, G90 galvanized steel
- When properly anchored, meets the 2001 Florida Building Code unit integrity requirements for hurricane-type winds

Air Handler and Coil Compatibilities

- ARUF, ARPT and AEPT multi-position electric heat air handlers
- ARPF dedicated downflow electric heat air handler
- AWB vertical wall-mounted electric heat air handler
- AH vertical wall-mounted hydronic heat air handler
- AC ceiling-mounted electric heat air handler
- ACHP ceiling-mounted hydronic heat air handler
- MBR/MBE modular blower
- CA, CH and H indoor coils

Accessories

- Standard Room Thermostat with 1-stage cool/2-stage heat (HPT18-60)
- Digital Room Thermostat with 1-stage cool/2-stage heat (CHTP18-60HD)
- Outdoor Lockout Thermostat/Emergency Heat Relay Kit for staging electric heat (OT/EHR18-60)
- Outdoor Thermostat (OT18-60); required for all heat pumps if outdoor ambient temperature is 0°F with 50% or higher relative humidity



PRODUCT SPECIFICATIONS

Specifications

Model	Service Valve		Type	Approximate Shipping Weight (pounds)
	Liquid	Suction		
CPLJ18-1A/-1B	3/8"	3/4"	Sweat	127
CPLJ24-1A/-1B	3/8"	3/4"	Sweat	147
CPLJ30-1A/-1B	3/8"	3/4"	Sweat	142
CPLJ36-1A/-1B	3/8"	3/4"	Sweat	152
CPLJ42-1A/-1B	3/8"	7/8"	Sweat	162
CPLJ48-1A/-1B	3/8"	7/8"	Sweat	178
CPLJ60-1A/-1B	3/8"	7/8"	Sweat	182

Electrical Data

Model	Volts	Ph	Hz	Minimum Circuit Amps ¹	Maximum Overcurrent Protection ²	Minimum Volts	Maximum Volts	Compressor		Condenser Fan	
								RLA	LRA	FLA	HP
*CPLJ18-1A/-1B	208/230	1	60	11.7	20	197	253	8.6	49	.9	1/6
*CPLJ24-1A/-1B	208/230	1	60	13.2	20	197	253	9.8	56.0	.9	1/6
**CPLJ30-1A/-1B	208/230	1	60	18.0	30	197	253	13.5	72.5	1.1	1/6
**CPLJ36-1A/-1B	208/230	1	60	19.3	30	197	253	14.7	83.0	.9	1/6
**CPLJ42-1A/-1B	208/230	1	60	24.8	40	197	253	18.4	95.0	1.8	1/4
**CPLJ48-1A/-1B	208/230	1	60	24.7	40	197	253	18.3	109.0	1.8	1/4
**CPLJ60-1A/-1B	208/230	1	60	33.8	50	197	253	25.0	148.0	2.5	1/3

1) Wire size should be determined in accordance with National Electrical Codes; extensive wire runs will require larger wire sizes

2) May use fuses or HACR type Circuit Breakers of the same size as noted

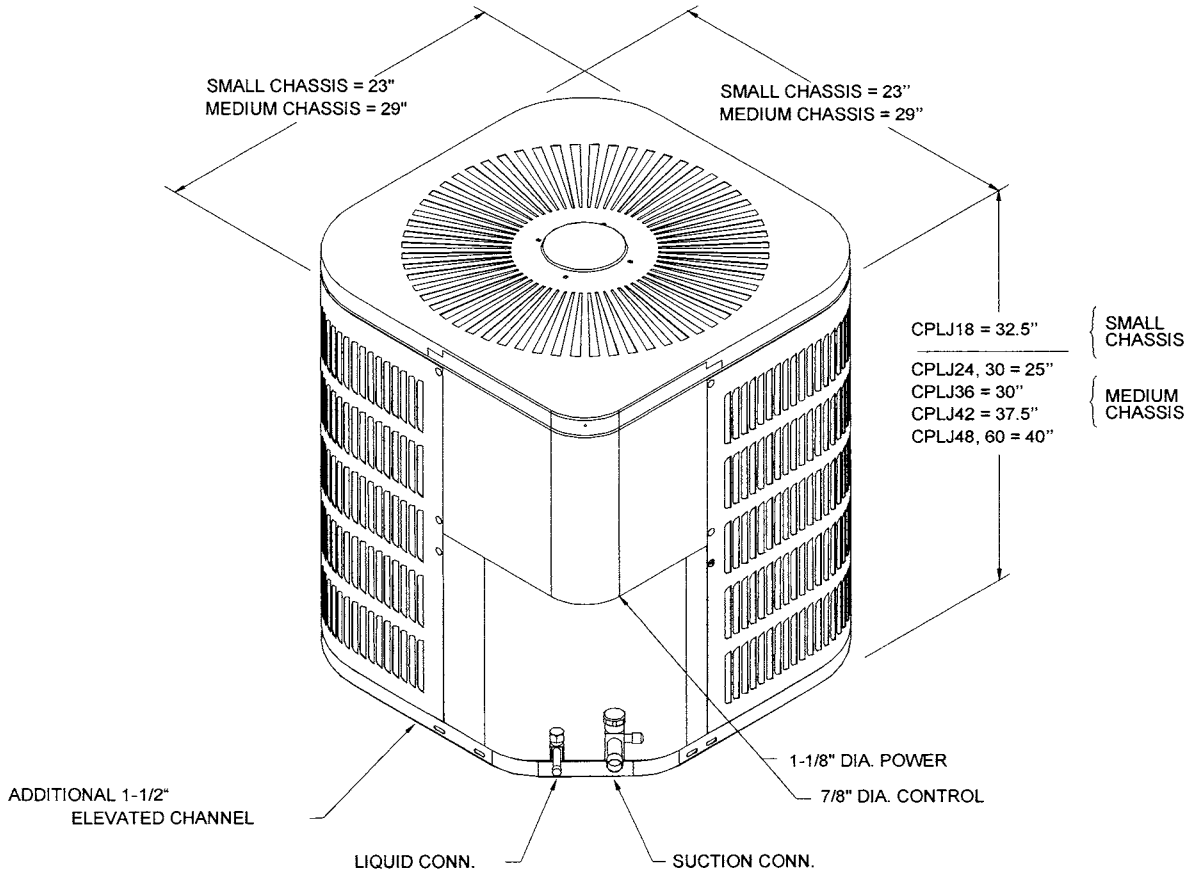
3) The *-B models are painted Architectural Gray. All other models are painted Bahama Beige.

* With Crankcase Heat

** Uses Scroll Compressor

PRODUCT SPECIFICATIONS

Dimensions



PRODUCT SPECIFICATIONS

Performance Ratings

Model	Evaporator Coil	Total Cooling BTUH ¹	Sensible Cooling BTUH	BTUH @ 75 °F/63 °F to 95 °F ²		Cooling SEER ³	Cooling EER ⁴	Heating BTUH @ 47 °F	Heating COP @ 47 °F	Heating BTUH @ 17 °F	Heating COP @ 17 °F	Heating HSPF ⁵	Decibels
				Total	Sensible								
CPLJ18-1A/-1B	AC18-XX	16,400	12,300	15,500	11,800	11.50	10.50	16,000	2.80	9,000	2.00	7.00	72
	AC24-XX	16,800	12,600	15,800	12,000	12.00	11.00	16,400	3.00	9,400	2.00	7.00	
	ARUF018	17,000	12,700	16,000	12,200	11.00	10.00	17,000	3.00	9,400	2.00	7.00	
	AWB18-XX	17,000	12,700	16,000	12,200	11.00	10.00	17,000	3.00	9,400	2.00	7.00	
	AWB24-XX	17,400	13,100	16,400	12,600	12.00	11.00	17,400	3.00	9,600	2.00	7.50	
	U/UC32+EEP ⁶	18,000	14,200	17,000	13,700	12.00	11.00	18,000	3.50	10,000	2.20	7.30	
	HT3236/H36F+EEP	18,000	14,200	17,000	13,700	12.00	11.00	18,000	3.50	10,000	2.20	7.30	
	ARPF036/ARPT032/ARUF032	18,000	14,200	17,000	13,700	12.00	11.00	18,000	3.50	10,000	2.20	7.50	
	AEP T030	18,000	14,200	17,000	13,700	12.00	11.00	18,000	3.50	10,000	2.20	7.80	
	CA*F030*2*+EEP	18,000	14,200	17,000	13,700	12.00	11.00	18,000	3.50	10,000	2.20	7.30	
	CHPF030A2*+EEP	18,000	14,200	17,000	13,700	12.00	11.00	18,000	3.50	10,000	2.20	7.30	
	CHPF030A2*+EEP	18,000	14,200	17,000	13,700	12.00	11.00	18,000	3.50	10,000	2.20	7.30	
CPLJ24-1A/-1B	AC24-XX	21,200	15,900	20,000	15,500	11.50	10.50	20,200	2.80	11,800	2.00	7.00	73
	AC30-XX	22,000	16,500	20,700	16,000	12.00	11.00	21,000	2.80	12,000	2.20	7.00	
	AWB24-XX	22,400	16,800	21,100	16,400	11.50	10.50	22,000	3.00	12,100	2.20	7.00	
	ARPT024/ARUF024	22,400	16,800	21,100	16,400	11.50	10.50	22,000	3.00	12,100	2.20	7.00	
	U/UC32+EEP	23,000	18,000	21,700	17,400	12.00	11.00	23,000	3.30	13,600	2.60	7.50	
	U/UC42+EEP	23,000	18,000	21,700	17,400	12.00	11.00	23,000	3.30	13,600	2.60	7.50	
	HT3236/H36F+EEP	23,000	18,000	21,700	17,400	12.00	11.00	23,000	3.30	13,600	2.60	7.50	
	AWB36-XX	23,000	18,000	21,700	17,400	12.00	11.00	23,000	3.30	13,600	2.60	7.50	
	ARPF036/ARPT032/ARUF032	23,000	18,000	21,700	17,400	12.00	11.00	23,000	3.30	13,600	2.60	7.80	
	ARPT042/ARUF042	23,000	18,000	21,700	17,400	12.00	11.00	23,000	3.30	13,600	2.60	7.80	
	AEP T030	23,000	18,000	21,700	17,400	12.00	11.00	23,000	3.30	13,600	2.60	8.10	
	CA*F030*2*+EEP	23,000	18,000	21,700	17,400	12.00	11.00	23,000	3.30	13,600	2.60	7.50	
CA*F042*2*+EEP	23,000	18,000	21,700	17,400	12.00	11.00	23,000	3.30	13,600	2.60	7.50		
CHPF030A2*+EEP	23,000	18,000	21,700	17,400	12.00	11.00	23,000	3.30	13,600	2.60	7.50		
CHPF042B2*+EEP	23,000	18,000	21,700	17,400	12.00	11.00	23,000	3.30	13,600	2.60	7.50		
CPLJ30-1A/-1B	AC30-XX	27,000	20,200	24,600	18,900	11.50	10.50	26,000	2.80	14,000	2.20	7.00	80
	AC36-XX	27,400	20,500	25,000	19,100	12.00	11.00	26,400	2.80	14,600	2.20	7.00	
	AWB30-XX	27,200	20,400	24,800	19,100	11.30	10.50	27,000	3.00	14,800	2.20	7.00	
	ARUF030	27,200	20,400	24,800	19,100	11.30	10.50	27,000	3.00	14,600	2.20	7.00	
	HT3236/U/UC32+EEP	29,000	21,600	27,400	20,700	12.00	11.00	29,400	3.30	17,000	2.40	7.50	
	U/UC42+EEP	29,000	21,600	27,400	20,700	12.00	11.00	29,400	3.30	17,000	2.40	7.50	
	HT4248/H36F+EEP	29,000	21,600	27,400	20,700	12.00	11.00	29,400	3.30	17,000	2.40	7.50	
	AWB36-XX	29,000	21,600	27,400	20,700	12.00	11.00	29,400	3.30	17,000	2.40	7.50	
	ARPF036/ARPT032/ARUF032	29,000	21,600	27,400	20,700	12.00	11.00	29,400	3.30	17,000	2.40	7.50	
	ARPT042/ARUF042	29,000	21,600	27,400	20,700	12.00	11.00	29,400	3.30	17,000	2.40	7.50	
	AEP T030	29,000	21,600	26,800	21,200	12.50	11.50	29,400	3.30	17,000	2.40	7.80	
	AEP T036	30,000	22,300	29,300	19,000	13.00	12.00	30,000	3.50	18,000	2.40	7.80	
	CA*F030*2*+EEP	29,000	21,600	27,400	20,700	12.00	11.00	29,400	3.30	17,000	2.40	7.50	
	CA*F042*2*+EEP	29,000	21,600	27,400	20,700	12.00	11.00	29,400	3.30	17,000	2.40	7.50	
	CHPF030A2*+EEP	29,000	21,600	27,400	20,700	12.00	11.00	29,400	3.30	17,000	2.40	7.50	
CHPF042B2*+EEP	29,000	21,600	27,400	20,700	12.00	11.00	29,400	3.30	17,000	2.40	7.50		

- 1) Certified per ARI 240 @ 80 °F/67 °F/95 °F
- 2) TVA Rating
- 3) Seasonal Energy Efficiency Ratio
- 4) Energy Efficiency Ratio @ 80 °F/67 °F/95 °F
- 5) HSPF = Heating Seasonal Performance Factor
- 6) Order the EEP from the Service Department using Part No. B13707-38 or new Solid State Board B13707-35S. Part No. B13707-38 is not interchangeable with B13707-35S.

When mix-matching outdoor and indoor units, the indoor unit check-flowrator must match the outdoor unit size.
See the AR series air handler for coil instructions.

PRODUCT SPECIFICATIONS

Performance Ratings (cont.)

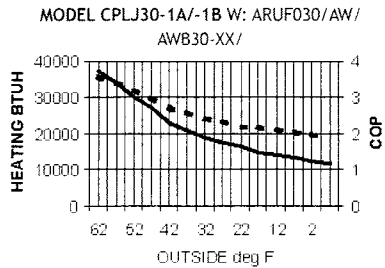
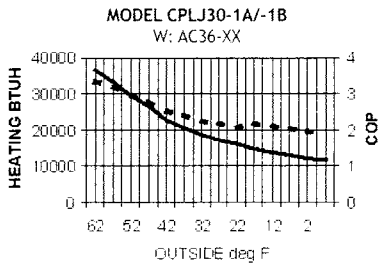
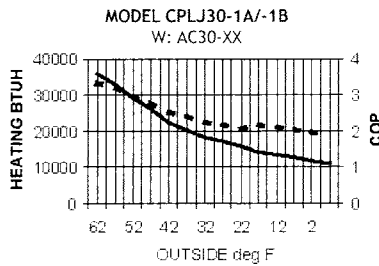
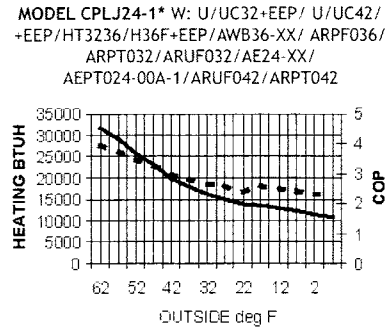
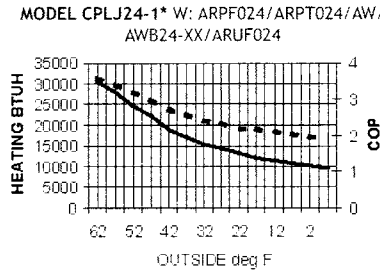
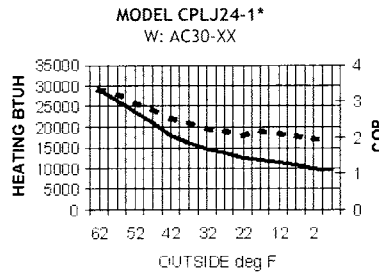
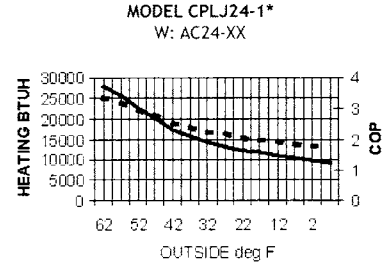
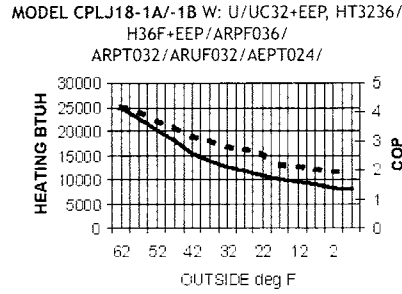
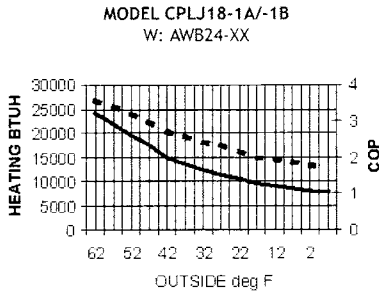
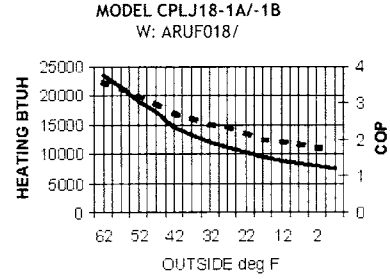
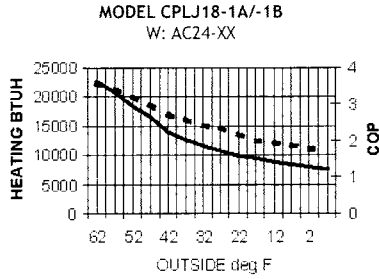
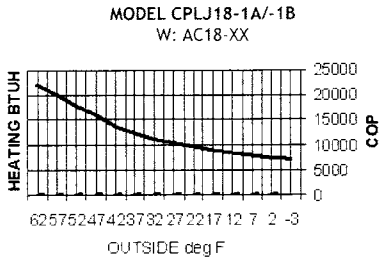
Model	Evaporator Coil	Total Cooling BTUH ¹	Sensible Cooling BTUH	BTUH @		Cooling SEER ³	Cooling EER ⁴	Heating BTUH @ 47°F	Heating COP @ 47°F	Heating BTUH @ 17°F	Heating COP @ 17°F	Heating HSPF ⁵	Decibels
				75 °F/63 °F to 95 °F ²									
				Total	Sensible								
CPLJ36-1A/-1B	AC36-XX	32,000	23,000	30,200	24,000	11.00	10.00	31,000	2.80	17,000	2.00	7.00	80
	AVB36-XX/ARPT036/ARUF036	33,000	23,800	31,150	24,900	11.30	10.30	33,000	3.20	19,000	2.10	7.50	
	U/UC42+EEP ⁶	34,000	24,500	32,100	23,300	12.00	11.00	35,000	3.50	20,000	2.30	7.80	
	HT4248/H49F+EEP	34,000	24,500	32,100	23,300	12.00	11.00	35,000	3.50	20,000	2.30	7.80	
	ARPT042/ARUF042	34,000	24,500	32,100	23,300	12.00	11.00	35,000	3.50	20,000	2.30	7.80	
	AEPF036	35,000	25,900	34,000	24,600	13.00	12.00	35,000	3.50	20,000	2.30	8.00	
	ARPF048	35,000	25,900	34,000	24,600	12.00	11.00	35,000	3.50	20,000	2.30	7.80	
	CA*F042*2"+EEP	34,000	24,500	32,100	23,300	12.00	11.00	35,000	3.50	20,000	2.30	7.80	
	CHPF042B2"+EEP	34,000	24,500	32,100	23,300	12.00	11.00	35,000	3.50	20,000	2.30	7.80	
CPLJ42-1A/-1B	ARPT042/ARUF042	38,500	27,600	36,200	29,300	11.30	10.30	38,500	3.30	21,000	2.10	7.50	80
	U/UC60+EEP	40,000	30,400	37,800	29,300	12.00	11.00	40,000	3.50	22,400	2.30	8.00	
	HT61/H61F+EEP	40,000	30,400	37,800	29,300	12.00	11.00	40,000	3.50	22,400	2.30	8.00	
	ARPF048/ARPT049/ARUF049	40,000	30,400	37,800	29,300	12.00	11.00	40,000	3.50	22,400	2.30	8.00	
	AEPF060-00A-1	41,000	31,000	37,800	29,900	13.00	12.00	40,000	3.50	23,000	2.30	8.30	
	CA*F060*2"+EEP	40,000	30,400	37,800	29,300	12.00	11.00	40,000	3.50	22,400	2.30	8.00	
	CHPF060D2"+EEP	40,000	30,400	37,800	29,300	12.00	11.00	40,000	3.50	22,400	2.30	8.00	
CPLJ48-1A/-1B	ARUF048	44,000	32,500	41,500	31,000	11.50	10.50	44,000	3.30	24,000	2.20	7.50	80
	ARPT049/ARUF049	44,000	32,500	41,500	31,000	12.00	11.00	45,000	3.50	25,000	2.30	8.00	
	U/UC60+EEP	44,000	32,500	41,500	31,000	12.00	11.00	45,000	3.50	25,000	2.30	8.00	
	HT61/H61F+EEP	44,000	32,500	41,500	31,000	12.00	11.00	45,000	3.50	25,000	2.30	8.00	
	AEPF060	46,000	35,000	43,400	33,600	12.50	11.50	46,000	3.60	27,000	2.40	8.50	
	ARPF060/ARPT061/ARUF061	46,000	35,000	43,400	33,600	12.00	11.00	46,000	3.60	27,000	2.40	8.00	
	CA*F060*2"+EEP	44,000	32,500	41,500	31,000	12.00	11.00	45,000	3.50	25,000	2.30	8.00	
CHPF060D2"+EEP	44,000	32,500	41,500	31,000	12.00	11.00	45,000	3.50	25,000	2.30	8.00		
CPLJ60-1A/-1B	ARUF060	55,000	39,600	51,900	37,000	11.30	10.30	55,000	3.20	30,000	2.10	7.50	80
	U/UC62+EEP	55,000	39,600	51,900	37,000	11.50	10.50	55,000	3.20	30,000	2.10	7.50	
	ARPF060/ARPT061/ARUF061	56,000	40,300	52,600	37,700	12.00	11.00	56,000	3.30	31,000	2.30	8.00	
	HT61/U/UC61+EEP	56,000	40,300	52,600	37,700	12.00	11.00	56,000	3.30	31,000	2.30	8.00	
	H61F+EEP	56,000	40,300	52,600	37,700	12.00	11.00	56,000	3.30	31,000	2.30	8.00	
	AEPF060	56,000	40,300	52,600	37,700	12.00	11.00	56,000	3.30	31,000	2.30	8.50	
	CA*F061*2"+EEP	56,000	40,300	52,600	37,700	12.00	11.00	56,000	3.30	31,000	2.30	8.00	
CHPF060D2"+EEP	56,000	40,300	52,600	37,700	12.00	11.00	56,000	3.30	31,000	2.30	8.00		

- 1) Certified per ARI 240 @ 80 °F/67 °F/95 °F
- 2) TVA Rating
- 3) Seasonal Energy Efficiency Ratio
- 4) Energy Efficiency Ratio @ 80 °F/67 °F/95 °F
- 5) HSPF = Heating Seasonal Performance Factor
- 6) Order the EEP from the Service Department using Part No. B13707-38 or new Solid State Board B13707-35S. Part No. B13707-38 is **not interchangeable** with B13707-35S.

When mix-matching outdoor and indoor units, the indoor unit check-flowrator must match the outdoor unit size.

PRODUCT SPECIFICATIONS

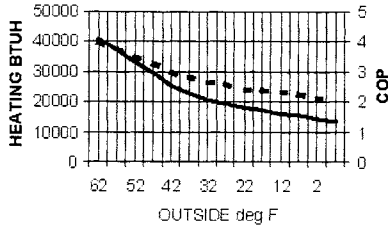
Heating Performance Expanded Ratings @ 70 °F Indoor Ambient



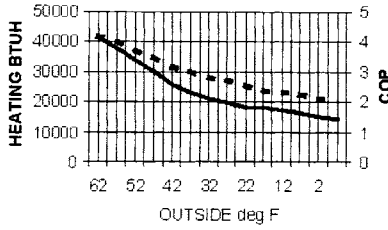
PRODUCT SPECIFICATIONS

Heating Performance Expanded Ratings @ 70 °F Indoor Ambient (cont.)

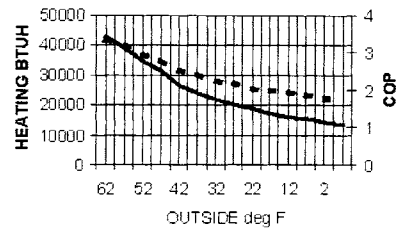
**MODEL CPLJ30-1A/-1B W: HT3236/U/
UC32+EEP/ U/UC42 +EEP/HT4248/H36F+EEP/
AWB36-XX/ ARPF036/ARPT032/ARUF032/ARPT042/
ARUF042/AEPT030**



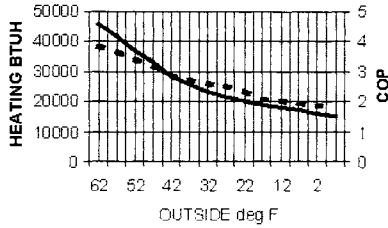
**MODEL CPLJ30-1A/-1B
W: AEPT030/AEPT036**



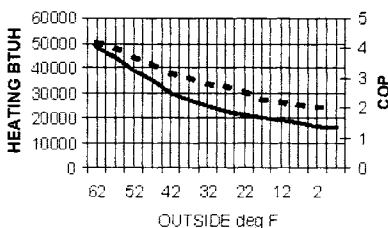
**MODEL CPLJ36-1A/-1B
W: AC36-XX**



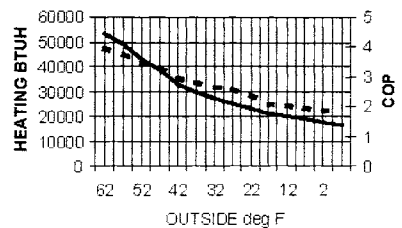
**MODEL CPLJ36-1A/-1B
W: ARPT036/
ARUF036/AWB36-XX**



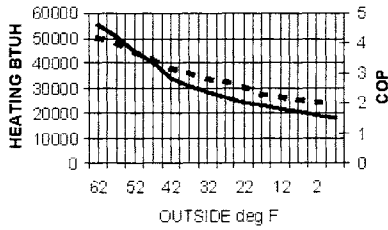
**MODEL CPLJ36-1A/-1B W: U/UC42+EEP/
HT4248/H49F+EEP/ARPT042/
ARUF042/AEPT036**



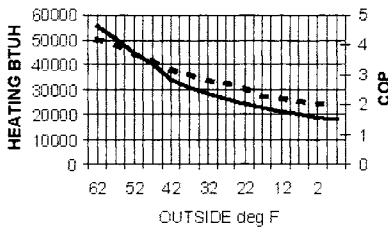
**MODEL CPLJ42-1A/-1B
W: ARPT042/ARUF042**



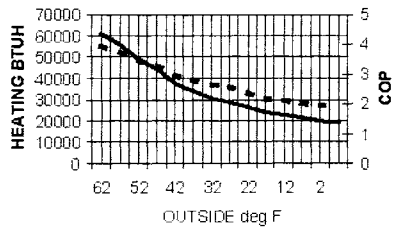
**MODEL CPLJ42-1A/-1B
W: AR48-XX/
AEPT048/AEPT060**



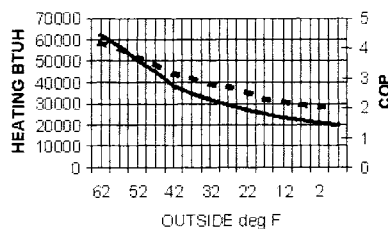
**MODEL CPLJ42-1A/-1B W: U,UC60+EEP/ HT61/
H61F+EEP/ARPF048/
ARPT049/ARUF049**



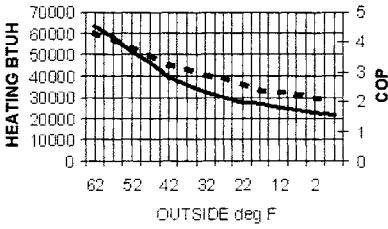
**MODEL CPLJ48-1A/-1B
W: ARUF048**



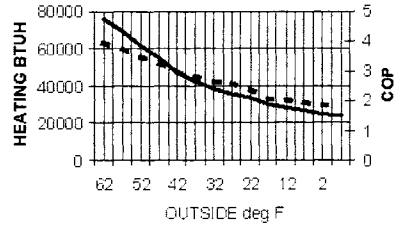
**MODEL CPLJ48-1A/-1B W: ARPF048/ARPT049/
ARUF049/U/UC60+EEP/ HT61/HT61F+EEP**



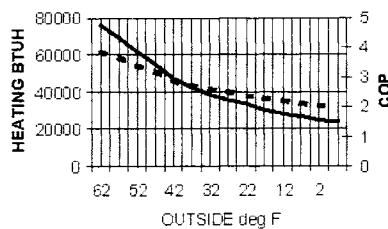
**MODEL CPLJ48-1A/-1B W: AEPT048/ARPF060/
ARPT061/ARUF061/ AEPT060**



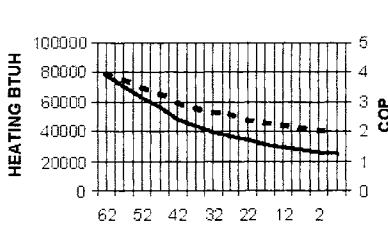
**MODEL CPLJ60-1A/-1B
W: ARUF060**



**MODEL CPLJ60-1A/-1B
W: U/UC62+EEP**



**MODEL CPLJ60-1A/-1B W: ARPF060/ARPT061/
ARUF061/ U/UC61+EEP/HT61/
H61F+EEP/AEPT060**



———— Heating BTUH
- - - - - COP

PRODUCT SPECIFICATIONS



Goodman Manufacturing Company, L.P. reserves the right to discontinue, or change at any time, specifications or designs without notice or without incurring obligations.
Copyright © 2004 Goodman Manufacturing Company, L.P. • Houston, Texas • Printed in the USA. • Goodman® brand products are made proudly in the USA.