


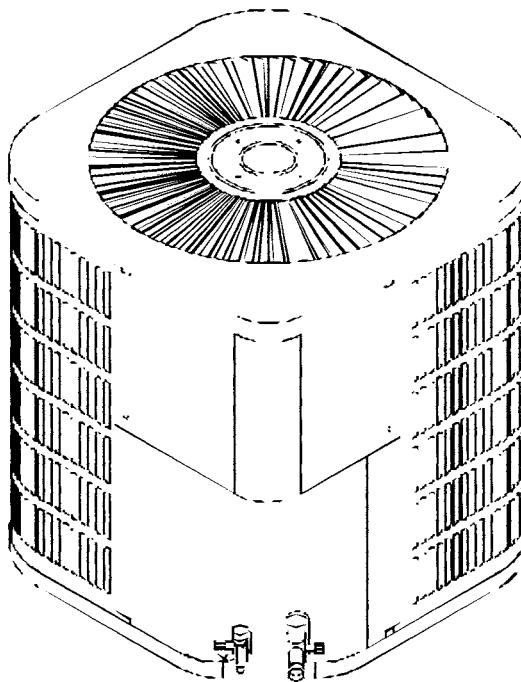


# REPAIR PARTS

## CLT(24 - 60) -1A\* Condensing Units



- CLT24-1
- CLT24-1A
- CLT30-1
- CLT30-1A
- CLT36-1
- CLT36-1A
- CLT42-1
- CLT42-1A
- CLT48-1
- CLT48-1A
- CLT60-1



This manual is to be used by qualified technicians only.

Made in the USA by:  
Goodman Manufacturing Company, L.P.  
2550 North Loop West, Suite 400  
Houston Texas 77092

RP - 283C  
June 2004  
This manual replaces RP-283B.  
Copyright ©2004 Goodman Manufacturing Company, L.P.

## Important Information

---

Goodman Manufacturing Company, L.P. is not responsible for personal injury or property damage resulting from improper service. Review all service information before beginning repairs.

Warranty service must be performed by an authorized technician, using authorized factory parts. If service is required after the warranty expires, Goodman Manufacturing Company, L.P. also recommends contacting an authorized technician and using authorized factory parts.

For assistance within the U.S.A. contact:

Consumer Affairs Department  
Goodman Manufacturing Company, L.P.  
7401 Security Way  
Houston, Texas 77040  
877-254-4729-Telephone  
713-863-2382-Facsimile

For assistance outside the U.S.A. contact:

International Division  
Goodman Manufacturing Company, L.P.  
7401 Security Way  
Houston, Texas 77040  
713-861-2500-Telephone  
713-863-2382-Facsimile

# Index

Functional Parts List .....	4 - 5
Illustration and Parts .....	6 - 9

*Views shown are for parts illustrations only, not servicing procedures.*

Revision B: Updates the format and service coil part numbers.

Revision C: Updates compressor part number B9622834AS to B9266834AS

## Text Codes:

AR - As Required

NA - Not Available

NS - Not Shown

00000000 - See Note

QTY - Quantity Example (QTY 3) (If Quantity not shown, Quantity = 1)

M - Model Example (M1) (If M Code not shown, then part is used on all Models)

## Expanded Model Nomenclature:

Example M1 - Model#1 M2 - Model#2 M3 - Model#3
---

# Functional Parts

## Part

## No: Description:

B1282571	BASE VALVE, LIQUID LINE 3/8" X 5/16"
B94576000	CAPACITOR, DUAL-SECTION, 25 MFD, 5 MFD,370 VAC (M1) NOTE: WHEN ORDERING SERVICE COMPRESSOR CAPACITOR CHANGE FROM ORIGINAL FOR M1 & M3
B94578700	CAPACITOR, DUAL-SECTION, 30 MFD, 5 MFD,370 VAC (M3) NOTE: WHEN ORDERING SERVICE COMPRESSOR CAPACITOR CHANGE FROM ORIGINAL FOR M1 & M3
B94575300	CAPACITOR, DUAL-SECTION, 35 MFD, 5 MFD,370 VAC (M1, M2, M3, M4) NOTE: WHEN ORDERING SERVICE COMPRESSOR CAPACITOR CHANGE FROM ORIGINAL FOR M1 & M3
B94575500	CAPACITOR, DUAL-SECTION, 40 MFD, 5 MFD,370 VAC (M5)
B94577200	CAPACITOR, DUAL-SECTION, 45 MFD, 5 MFD,370 VAC (M6, M7, M9)
B94577400	CAPACITOR, DUAL-SECTION, 50 MFD, 5 MFD,370 VAC (M8)
B94575900	CAPACITOR, DUAL-SECTION, 55 MFD, 5 MFD,370 VAC (M10)
B94578800	CAPACITOR, DUAL-SECTION, 60 MFD, 5 MFD,440 VAC (M11)
B9266838AS	COMPRESSOR, H29A383ABCA, (OLD PN# B9266838A) (M9)
B9266834AS	COMPRESSOR, H29B22UABCA, (OLD PN# B9266376) (M3) NOTE: UNITS M1 & M3 THERE IS A CAPACITOR CHANGE WHEN ORIGINAL COMPRESSOR IS REPLACED WITH SERVICE COMP.
B9266833AS	COMPRESSOR, H29B24UABCA, (OLD PN# B9266371) (M1) NOTE: UNITS M1 & M3 THERE IS A CAPACITOR CHANGE WHEN ORIGINAL COMPRESSOR IS REPLACED WITH SERVICE COMP.
B9266864AS	COMPRESSOR, H29B30UABCA, (OLD PN# B9266377) (M5)
B9266835AS	COMPRESSOR, H29B35UABCA, (OLD PN# B9266606A) (M7)
ZR18K4PFV930	COMPRESSOR, ZR18K4-PFV-230 (OLD PN# B9266387) (M2)
ZR24K4PFV930	COMPRESSOR, ZR24K4-PFV-230 (OLD PN# B9266388) (M4)
ZR32K3PFV930	COMPRESSOR, ZR32K3-PFV-230 (OLD PN# B9266380) (M6)
ZR36K3PFV930	COMPRESSOR, ZR36K3-PFV-230 (OLD PN#B9266375) (M8)
ZR40K3PFV930	COMPRESSOR, ZR40K3-PFV-230 (OLD PN# B9266389) (M10)
ZR48K3PFV935	COMPRESSOR, ZR48K3-PFV-235 (OLD PN# B9266379) (M11)
B1360305	CONTACTOR, 240/277 VOLTS (M11)
B1360321	CONTACTOR, 240/277 VOLTS (M1, M2, M3, M4, M5, M6, M7, M8)
B1360324	CONTACTOR, 240/277 VOLTS (M9, M10)
B1787000	CORE, VALVE
12621-11	CRATED SERVICE COIL W/DRIER (M7, M8)
12621-09	CRATED SERVICE COIL W/DRIER (M4)
12621-12	CRATED SERVICE COIL W/DRIER (M9, M10, M11)
12621-10	CRATED SERVICE COIL W/DRIER (M3, M5, M6)
12621-07	CRATED SERVICE COIL W/DRIER (M1, M2)
B13400270	FAN MOTOR, 208/230-60, 1 SPEED, 830 RPM, ¼ HP (M5, M6, M7, M8, M9, M10, M11)
B13400348	FAN MOTOR, 208/230-60, 1 SPEED, 830 RPM, 1/6 HP (M1, M2, M3, M4)
B1086764	FAN, 4 BLADE, 22° PITCH, 22" DIAMETER (M1, M2, M3, M4)
B1086765	FAN, 4 BLADE, 28° PITCH, 22" DIAMETER (M5, M6, M7, M8, M9, M10, M11)
B1219212	FILTER DRIER (M1, M2, M3, M4, M5, M6, M7, M8)
B1219225	FILTER DRIER (M9, M10, M11)
B1441658	START ASSIST (M1, M3, M5, M7, M9)
B1282566	SUCTION LINE BASE VALVE, 3/4" X 3/4" (M1, M2, M3, M4, M5, M6)
B1282567	SUCTION LINE BASE VALVE, 7/8" X 3/4" (M7, M8, M9, M10, M11)
1779412P	TOP PANEL, (LOUVERED) (M2, M4, M6, M8, M10, M11)

# Functional Parts

## Part

No: Description:

---

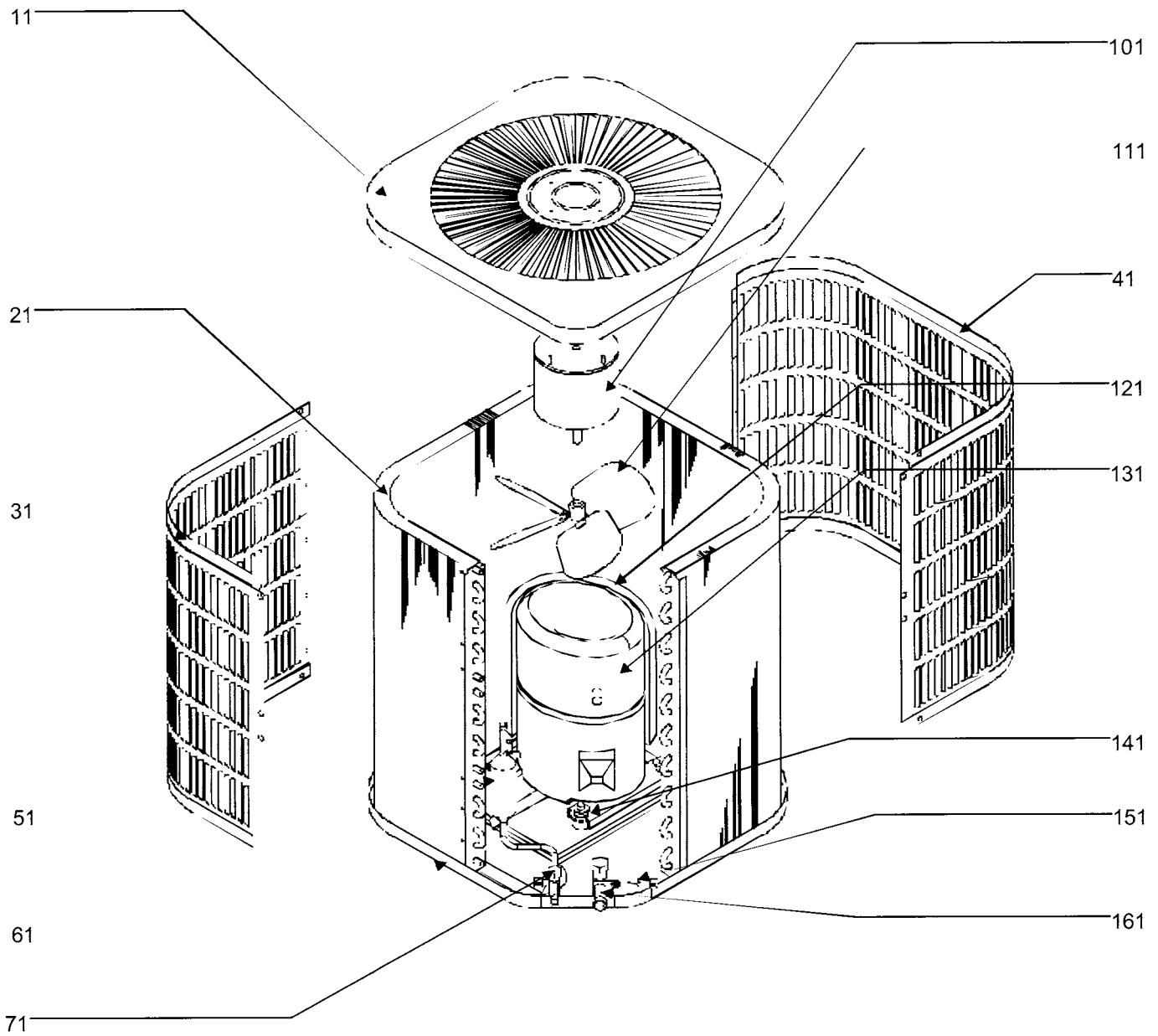
### SPECIAL PARTS

IO-101	INSTALLATION AND OPERATING MANUAL
PW-302A	PRODUCT WARRANTY
SS-338	SPECIFICATION SHEET
B260S8291	SPRAY PAINT (HIGH GLOSS BAHAMA BEIGE)

### Expanded Model Nomenclature

M1 - CLT24-1
M2 - CLT24-1A
M3 - CLT30-1
M4 - CLT30-1A
M5 - CLT36-1
M6 - CLT36-1A
M7 - CLT42-1
M8 - CLT42-1A
M9 - CLT48-1
M10 - CLT48-1A
M11 - CLT60-1

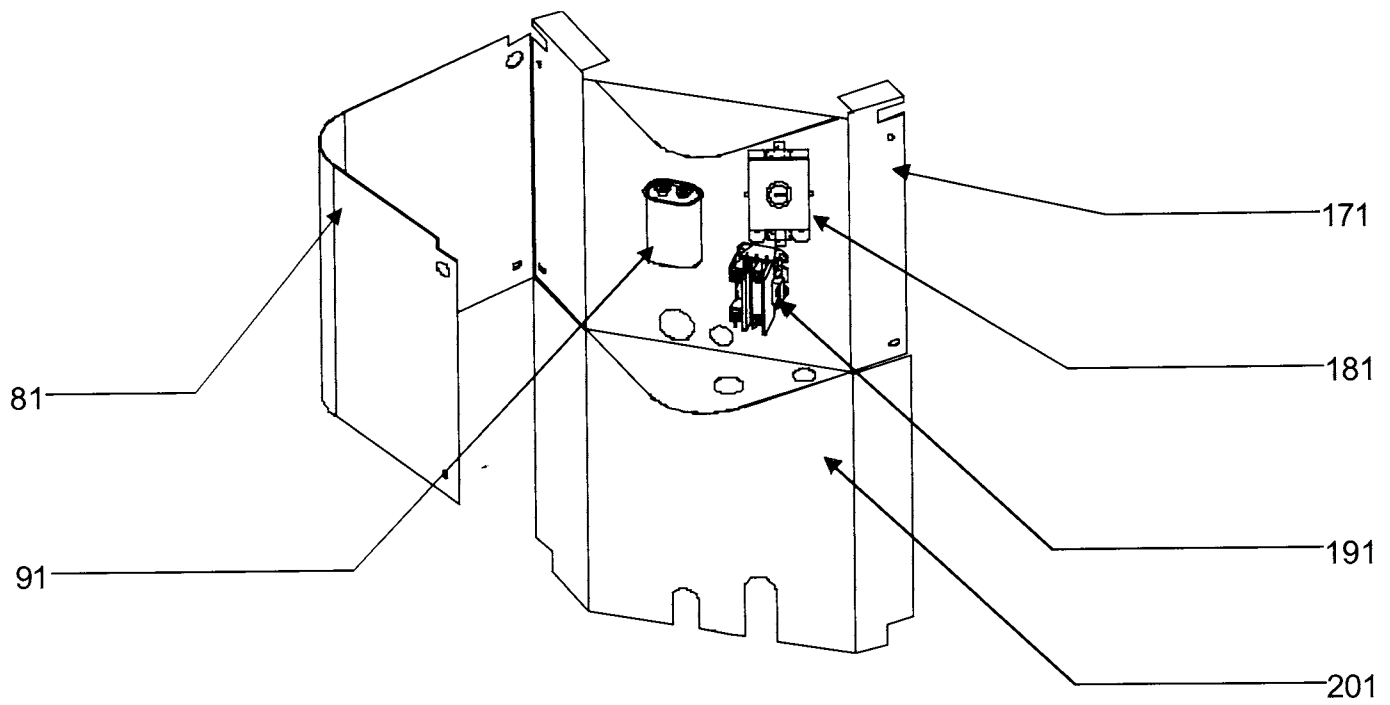
# Chassis



# Chassis

Ref. Part No: No:	Description:	Ref. Part No: No:	Description:
<i>Image 1:</i>		121	B1488809 COMPRESSOR SOUND BLANKET (M9)
11	1779407P TOP PANEL, (LOUVERED) (M1, M3, M5, M7, M9) ORDER 1779412P IN PLACE OF 1779407P AFTER NOV. 18, 2002	121	B1488810 COMPRESSOR SOUND BLANKET (M10, M11)
11	1779412P TOP PANEL, (LOUVERED) (M2, M4, M6, M8, M10, M11)	121	B1488811 COMPRESSOR SOUND BLANKET
21	12621-07 CRATED SERVICE COIL W/DRIER (M1, M2)	131	B9266838AS COMPRESSOR, H29A383ABCA, (OLD PN# B9266838A) (M9)
21	12621-09 CRATED SERVICE COIL W/DRIER (M4)	131	B9266834AS COMPRESSOR, H29B22UABCA, (OLD PN# B9266376) (M3)
21	12621-10 CRATED SERVICE COIL W/DRIER (M3, M5, M6)		NOTE: UNITS M1 & M3 THERE IS A CAPACITOR CHANGE WHEN ORIGINAL COMPRESSOR IS REPLACED WITH SERVICE COMP.
21	12621-11 CRATED SERVICE COIL W/DRIER (M7, M8)	131	B9266833AS COMPRESSOR, H29B24UABCA, (OLD PN# B9266371) (M1)
21	12621-12 CRATED SERVICE COIL W/DRIER (M9, M10, M11)		NOTE: UNITS M1 & M3 THERE IS A CAPACITOR CHANGE WHEN ORIGINAL COMPRESSOR IS REPLACED WITH SERVICE COMP.
31	1259560P LOUVERED PANEL, 25", HAIRPIN SIDE (M1, M2)	131	B9266864AS COMPRESSOR, H29B30UABCA, (OLD PN# B9266377) (M5)
31	1259568P LOUVERED PANEL, 27.5", HAIRPIN SIDE (M4)	131	B9266835AS COMPRESSOR, H29B35UABCA, (OLD PN# B926606A) (M7)
31	1259561P LOUVERED PANEL, 30", HAIRPIN SIDE (M3, M5, M6)	131	ZR18K4PFV930 COMPRESSOR, ZR18K4-PFV-230 (OLD PN# B9266387) (M2)
31	1259562P LOUVERED PANEL, 37.5", HAIRPIN SIDE (M7, M8)	131	ZR24K4PFV930 COMPRESSOR, ZR24K4-PFV-230 (OLD PN# B9266388) (M4)
31	1259563P LOUVERED PANEL, 40", HAIRPIN SIDE (M9, M10, M11)	131	ZR32K3PFV930 COMPRESSOR, ZR32K3-PFV-230 (OLD PN# B9266380) (M6)
41	1259564P LOUVERED PANEL, 25", RETURN SIDE (M1, M2)	131	ZR36K3PFV930 COMPRESSOR, ZR36K3-PFV-230 (OLD PN# B9266375) (M8)
41	1259571P LOUVERED PANEL, 27.5", RETURN SIDE (M4)	131	ZR40K3PFV930 COMPRESSOR, ZR40K3-PFV-230 (OLD PN# B9266389) (M10)
41	1259565P LOUVERED PANEL, 30", RETURN SIDE (M3, M5, M6)	131	ZR48K3PFV935 COMPRESSOR, ZR48K3-PFV-235 (OLD PN# B9266379) (M11)
41	1259566P LOUVERED PANEL, 37.5", RETURN SIDE (M7, M8)	141	B1339530 GROMMET, COMPRESSOR (QTY 4) (M1, M3, M5, M7)
41	1259567P LOUVERED PANEL, 40", RETURN SIDE (M9, M10, M11)	141	B1339533 GROMMET, COMPRESSOR (QTY 4) (M2, M4, M6, M8, M9, M10, M11)
51	B1219212 FILTER DRIER (M1, M2, M3, M4, M5, M6, M7, M8)	151	B1787000 CORE, VALVE
51	B1219225 FILTER DRIER (M9, M10, M11)	161	B1282566 SUCTION LINE BASE VALVE, 3/4" X 3/4" (M1, M2, M3, M4, M5, M6)
61	1787212P BOTTOM PAN, (LARGE)	161	B1282567 SUCTION LINE BASE VALVE, 7/8" X 3/4" (M7, M8, M9, M10, M11)
71	B1282571 BASE VALVE, LIQUID LINE 3/8" X 5/16"	NS	B1393736 BOLT, COMPRESSOR
81	1787624P CONTROL BOX COVER	NS	B1376923 FAN GRILL GUARD, LARGE (M2, M4, M6, M8, M10, M11)
91	B94576000 CAPACITOR, DUAL-SECTION, 25 MFD, 5 MFD,370 VAC (M1) NOTE: WHEN ORDERING SERVICE COMPRESSOR CAPACITOR CHANGE FROM ORIGINAL FOR M1 & M3	Expanded Model Nomenclature	
91	B94578700 CAPACITOR, DUAL-SECTION, 30 MFD, 5 MFD,370 VAC (M3) NOTE: WHEN ORDERING SERVICE COMPRESSOR CAPACITOR CHANGE FROM ORIGINAL FOR M1 & M3	M1	- CLT24-1
91	B94575300 CAPACITOR, DUAL-SECTION, 35 MFD, 5 MFD,370 VAC (M1, M2, M3, M4) NOTE: WHEN ORDERING SERVICE COMPRESSOR CAPACITOR CHANGE FROM ORIGINAL FOR M1 & M3	M2	- CLT24-1A
91	B94575500 CAPACITOR, DUAL-SECTION, 40 MFD, 5 MFD,370 VAC (M5)	M3	- CLT30-1
91	B94577200 CAPACITOR, DUAL-SECTION, 45 MFD, 5 MFD,370 VAC (M6, M7, M9)	M4	- CLT30-1A
91	B94577400 CAPACITOR, DUAL-SECTION, 50 MFD, 5 MFD,370 VAC (M8)	M5	- CLT36-1
91	B94575900 CAPACITOR, DUAL-SECTION, 55 MFD, 5 MFD,370 VAC (M10)	M6	- CLT36-1A
91	B94578800 CAPACITOR, DUAL-SECTION, 60 MFD, 5 MFD,440 VAC (M11)	M7	- CLT42-1
101	B13400270 FAN MOTOR, 208/230-60, 1 SPEED, 830 RPM, 1/4 HP (M5, M6, M7, M8, M9, M10, M11)	M8	- CLT42-1A
101	B13400348 FAN MOTOR, 208/230-60, 1 SPEED, 830 RPM, 1/6 HP (M1, M2, M3, M4)	M9	- CLT48-1
111	B1086764 FAN, 4 BLADE, 22° PITCH, 22" DIAMETER (M1, M2, M3, M4)	M10	- CLT48-1A
111	B1086765 FAN, 4 BLADE, 28° PITCH, 22" DIAMETER (M5, M6, M7, M8, M9, M10, M11)	M11	- CLT60-1
121	B1448804 COMPRESSOR SOUND BLANKET (M1, M3, M5, M7)		
121	B1488807 COMPRESSOR SOUND BLANKET (M6, M8)		

# Control Panel





# Control Panel

## Ref. Part

No: No:

Description:

## Ref. Part

No: No:

Description:

### Image 1:

171	1787623	CONTROL BOX
181	B1441658	START ASSIST (M1, M3, M5, M7, M9)
191	B1360305	CONTACTOR, 240/277 VOLTS (M11)
191	B1360321	CONTACTOR, 240/277 VOLTS (M1, M2, M3, M4, M5, M6, M7, M8)
191	B1360324	CONTACTOR, 240/277 VOLTS (M9, M10)
201	1787707P	ACCESS PANEL, 25" UNIT (M1, M2)
201	1787708P	ACCESS PANEL, 28" UNIT (M4)
201	1787709P	ACCESS PANEL, 30" UNIT (M3, M5, M6)
201	1787717P	ACCESS PANEL, 37.5" UNIT (M7, M8)
201	1787718P	ACCESS PANEL, 40" UNIT (M9, M10, M11)
NS	B260S8291	SPRAY PAINT (HIGH GLOSS BAHAMA BEIGE)

### Expanded Model Nomenclature

M1 - CLT24-1  
M2 - CLT24-1A  
M3 - CLT30-1  
M4 - CLT30-1A  
M5 - CLT36-1  
M6 - CLT36-1A  
M7 - CLT42-1  
M8 - CLT42-1A  
M9 - CLT48-1  
M10 - CLT48-1A  
M11 - CLT60-1