

**CA Series Cased and Uncased
Evaporator Coils**

Models numbers in
this manual.

CACF018A2A

CACF024A2A

CACF030A2A

CACF030B2A

CACF036A2A

CACF036B2A

CACF042B2A

CAPF018B2A

CAPF025B2A

CAPF030B2A

CAPF036B2A

CAPF036C2A

CAPX018B2A

CAPX025B2A

CAPX030B2A

CAPX036B2A

CAUF018A2A

CAUF018B2A

CAUF024A2A

CAUF025B2A

CAUF030A2A

CAUF030B2A

CAUF036A2A

CAUF036B2A

CAUF042B2A


CAUF042C2A

CAUX018B2A

CAUX025B2A

CAUX036B2A

CAUX042B2A



Important Information

Goodman Manufacturing Company, L.P. is not responsible for personal injury or property damage resulting from improper service. Review all service information before beginning repairs.

Warranty service must be performed by an authorized technician, using authorized factory parts. If service is required after the warranty expires, Goodman Manufacturing Company, L.P. also recommends contacting an authorized technician and using authorized factory parts.

For assistance within the U.S.A. contact:

Consumer Affairs Department
Goodman Manufacturing Company, L.P.
7401 Security Way
Houston, Texas 77040
877-254-4729-Telephone
713-863-2382-Facsimile

For assistance outside the U.S.A. contact:

International Division
Goodman Manufacturing Company, L.P.
7401 Security Way
Houston, Texas 77040
713-861-2500-Telephone
713-863-2382-Facsimile

Index

| | |
|------------------------------|-------|
| Functional Parts List | 4 - 5 |
| Illustration and Parts | 6 - 9 |

Views shown are for parts illustrations only, not servicing procedures.

Revision A: Updates coil pan part numbers.

Text Codes:

AR - As Required

NA - Not Available

NS - Not Shown

00000000 - See Note

QTY - Quantity Example (QTY 3) (If Quantity not shown, Quantity = 1)

M - Model Example (M1) (If M Code not shown, then part is used on all Models)

Expanded Model and Color Nomenclature:

| | |
|--------------|---------|
| Example | |
| M1 - Model#1 | P _____ |
| M2 - Model#2 | P _____ |
| M3 - Model#3 | P _____ |

Functional Parts

Part

No:

Description:

| | |
|---------|-----------------------------------|
| 5550607 | COIL/PAN ASSEMBLY (M14, M16, M17) |
| 5550612 | COIL/PAN ASSEMBLY (M21, M26) |
| 5550601 | COIL/PAN ASSEMBLY (M2, M5) |
| 5550602 | COIL/PAN ASSEMBLY (M3, M6) |
| 5550603 | COIL/PAN ASSEMBLY (M7, M8) |
| 5550604 | COIL/PAN ASSEMBLY (M9, M11) |
| 5550606 | COIL/PAN ASSEMBLY (M13, M15) |
| 5550610 | COIL/PAN ASSEMBLY (M20, M23, M24) |
| 5550608 | COIL/PAN ASSEMBLY (M18) |
| 5550609 | COIL/PAN ASSEMBLY (M19, M22) |
| 5550600 | COIL/PAN ASSEMBLY (M1, M4) |
| 5550611 | COIL/PAN ASSEMBLY (M25) |
| 5550613 | COIL/PAN ASSEMBLY (M27, M30) |
| 5550614 | COIL/PAN ASSEMBLY (M28) |
| 5550615 | COIL/PAN ASSEMBLY (M29) |
| 5550605 | COIL/PAN ASSEMBLY (M10, M12) |

Functional Parts

Part

No: Description:


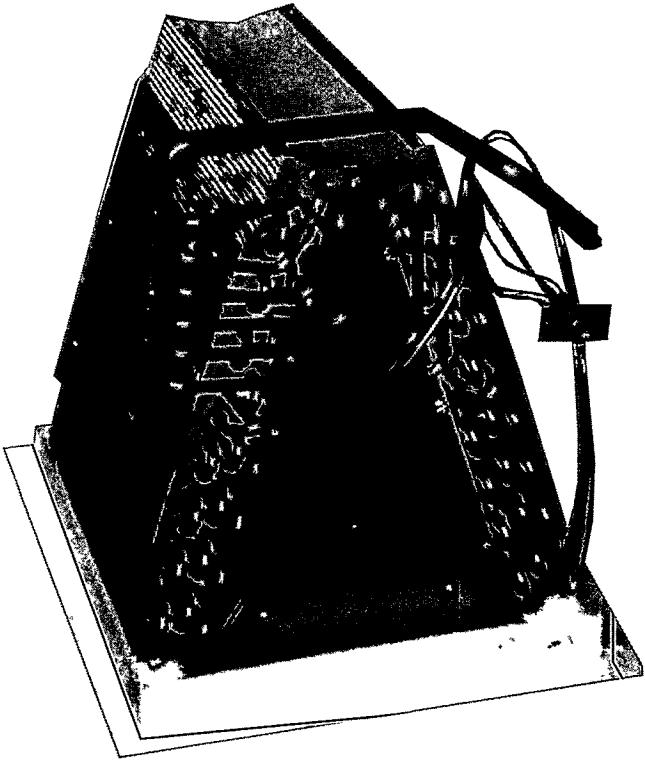
SPECIAL PARTS

IO-236 INSTALLATION & OPERATION MANUAL
RP-310 REPAIR PARTS MANUAL
SS-375 SPECIFICATION SHEET

Expanded Model and Color Nomenclature

| | |
|------------------|------------|
| M1 - CAUF018A2A | CAUF018A2A |
| M2 - CAUF018B2A | CAUF018B2A |
| M3 - CAUX018B2A | CAUX018B2A |
| M4 - CACF018A2A | CACF018A2A |
| M5 - CAPF018B2A | CAPF018B2A |
| M6 - CAPX018B2A | CAPX018B2A |
| M7 - CAUF024A2A | CAUF024A2A |
| M8 - CACF024A2A | CACF024A2A |
| M9 - CAUF025B2A | CAUF025B2A |
| M10 - CAUX025B2A | CAUX025B2A |
| M11 - CAPF025B2A | CAPF025B2A |
| M12 - CAPX025B2A | CAPX025B2A |
| M13 - CAUF030A2A | CAUF030A2A |
| M14 - CAUF030B2A | CAUF030B2A |
| M15 - CACF030A2A | CACF030A2A |
| M16 - CACF030B2A | CACF030B2A |
| M17 - CAPF030B2A | CAPF030B2A |
| M18 - CAPX030B2A | CAPX030B2A |
| M19 - CAUF036A2A | CAUF036A2A |
| M20 - CAUF036B2A | CAUF036B2A |
| M21 - CAUX036B2A | CAUX036B2A |
| M22 - CACF036A2A | CACF036A2A |
| M23 - CACF036B2A | CACF036B2A |
| M24 - CAPF036B2A | CAPF036B2A |
| M25 - CAPF036C2A | CAPF036C2A |
| M26 - CAPX036B2A | CAPX036B2A |
| M27 - CAUF042B2A | CAUF042B2A |
| M28 - CAUF042C2A | CAUF042C2A |
| M29 - CAUX042B2A | CAUX042B2A |
| M30 - CACF042B2A | CACF042B2A |

Coil Assembly




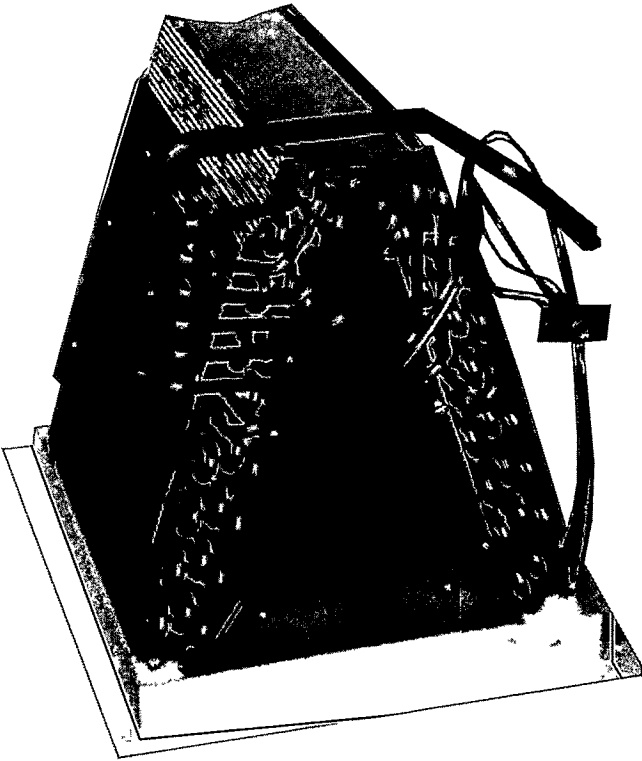
Coil Assembly

| Ref. Part No: | No: | Description: |
|-----------------|-----------|---|
| <i>Image 1:</i> | | |
| 11 | 5550600 | COIL/PAN ASSEMBLY (M1, M4) |
| 11 | 5550601 | COIL/PAN ASSEMBLY (M2, M5) |
| 11 | 5550602 | COIL/PAN ASSEMBLY (M3, M6) |
| 11 | 5550603 | COIL/PAN ASSEMBLY (M7, M8) |
| 11 | 5550604 | COIL/PAN ASSEMBLY (M9, M11) |
| 11 | 5550605 | COIL/PAN ASSEMBLY (M10, M12) |
| 11 | 5550606 | COIL/PAN ASSEMBLY (M13, M15) |
| 11 | 5550607 | COIL/PAN ASSEMBLY (M14, M16, M17) |
| 11 | 5550608 | COIL/PAN ASSEMBLY (M18) |
| 21 | 5550800 | CABINET ASSEMBLY (M4, M8, M15) |
| 21 | 5550804 | CABINET ASSEMBLY (M16) |
| 21 | 5550805 | CABINET ASSEMBLY (M5, M11, M17) |
| 21 | 5550807 | CABINET ASSEMBLY (M6, M12, M18, M24, M26) |
| 31 | BT5076500 | DRAIN PAN (M1, M4, M7, M8, M13, M15, M19, M22) |
| 31 | BT5076501 | DRAIN PAN (M2, M3, M5, M6, M9, M10, M11, M12, M14, M16, M17, M18, M20, M21, M23, M24, M26, M27, M29, M30) |
| 31 | RT5076502 | DRAIN PAN (M25, M28) |
| 41 | R1796630 | FLOWRATOR INLET TUBE |
| 51 | RT1369032 | 3 TON TXV (M3, M6, M10, M12, M18, M21, M26, M29) |

| Ref. Part No: | No: | Description: |
|---------------------------------------|-----|--------------|
| Expanded Model and Color Nomenclature | | |

| | |
|------------------|------------|
| M1 - CAUF018A2A | CAUF018A2A |
| M2 - CAUF018B2A | CAUF018B2A |
| M3 - CAUX018B2A | CAUX018B2A |
| M4 - CACF018A2A | CACF018A2A |
| M5 - CAPF018B2A | CAPF018B2A |
| M6 - CAPX018B2A | CAPX018B2A |
| M7 - CAUF024A2A | CAUF024A2A |
| M8 - CACF024A2A | CACF024A2A |
| M9 - CAUF025B2A | CAUF025B2A |
| M10 - CAUX025B2A | CAUX025B2A |
| M11 - CAPF025B2A | CAPF025B2A |
| M12 - CAPX025B2A | CAPX025B2A |
| M13 - CAUF030A2A | CAUF030A2A |
| M14 - CAUF030B2A | CAUF030B2A |
| M15 - CACF030A2A | CACF030A2A |
| M16 - CACF030B2A | CACF030B2A |
| M17 - CAPF030B2A | CAPF030B2A |
| M18 - CAPX030B2A | CAPX030B2A |
| M19 - CAUF036A2A | CAUF036A2A |
| M20 - CAUF036B2A | CAUF036B2A |
| M21 - CAUX036B2A | CAUX036B2A |
| M22 - CACF036A2A | CACF036A2A |
| M23 - CACF036B2A | CACF036B2A |
| M24 - CAPF036B2A | CAPF036B2A |
| M25 - CAPF036C2A | CAPF036C2A |
| M26 - CAPX036B2A | CAPX036B2A |
| M27 - CAUF042B2A | CAUF042B2A |
| M28 - CAUF042C2A | CAUF042C2A |
| M29 - CAUX042B2A | CAUX042B2A |
| M30 - CACF042B2A | CACF042B2A |

Coil Assembly



Coil Assembly

**Ref. Part
No: No:**

Description:

**Ref. Part
No: No:**

Description:

Image 1:

| | | |
|----|---------|-----------------------------------|
| 11 | 5550609 | COIL/PAN ASSEMBLY (M19, M22) |
| 11 | 5550610 | COIL/PAN ASSEMBLY (M20, M23, M24) |
| 11 | 5550611 | COIL/PAN ASSEMBLY (M25) |
| 11 | 5550612 | COIL/PAN ASSEMBLY (M21, M26) |
| 11 | 5550613 | COIL/PAN ASSEMBLY (M27, M30) |
| 11 | 5550614 | COIL/PAN ASSEMBLY (M28) |
| 11 | 5550615 | COIL/PAN ASSEMBLY (M29) |
| 21 | 5550802 | CABINET ASSEMBLY (M22) |
| 21 | 5550806 | CABINET ASSEMBLY (M23, M30) |
| 21 | 5550811 | CABINET ASSEMBLY (M25) |

Expanded Model and Color Nomenclature

| | |
|------------------|------------|
| M1 - CAUF018A2A | CAUF018A2A |
| M2 - CAUF018B2A | CAUF018B2A |
| M3 - CAUX018B2A | CAUX018B2A |
| M4 - CACF018A2A | CACF018A2A |
| M5 - CAPF018B2A | CAPF018B2A |
| M6 - CAPX018B2A | CAPX018B2A |
| M7 - CAUF024A2A | CAUF024A2A |
| M8 - CACF024A2A | CACF024A2A |
| M9 - CAUF025B2A | CAUF025B2A |
| M10 - CAUX025B2A | CAUX025B2A |
| M11 - CAPF025B2A | CAPF025B2A |
| M12 - CAPX025B2A | CAPX025B2A |
| M13 - CAUF030A2A | CAUF030A2A |
| M14 - CAUF030B2A | CAUF030B2A |
| M15 - CACF030A2A | CACF030A2A |
| M16 - CACF030B2A | CACF030B2A |
| M17 - CAPF030B2A | CAPF030B2A |
| M18 - CAPX030B2A | CAPX030B2A |
| M19 - CAUF036A2A | CAUF036A2A |
| M20 - CAUF036B2A | CAUF036B2A |
| M21 - CAUX036B2A | CAUX036B2A |
| M22 - CACF036A2A | CACF036A2A |
| M23 - CACF036B2A | CACF036B2A |
| M24 - CAPF036B2A | CAPF036B2A |
| M25 - CAPF036C2A | CAPF036C2A |
| M26 - CAPX036B2A | CAPX036B2A |
| M27 - CAUF042B2A | CAUF042B2A |
| M28 - CAUF042C2A | CAUF042C2A |
| M29 - CAUX042B2A | CAUX042B2A |
| M30 - CACF042B2A | CACF042B2A |