




Air Conditioning & Heating

CA and CH SERIES


Cased/Uncased, Upflow/Downflow
Horizontal "A" Indoor Coils



Horizontal "A" Coil



Painted Cased



Uncased



Standard Features

- Rust-resistant, high-temperature thermoplastic drain pans feature a low water retention design
- Available with check flowrate expansion device or check thermal expansion valve for heat pump or cooling only applications
- Rifled copper tubing and wave pattern aluminum fin coils

Cased Coil Cabinet Construction

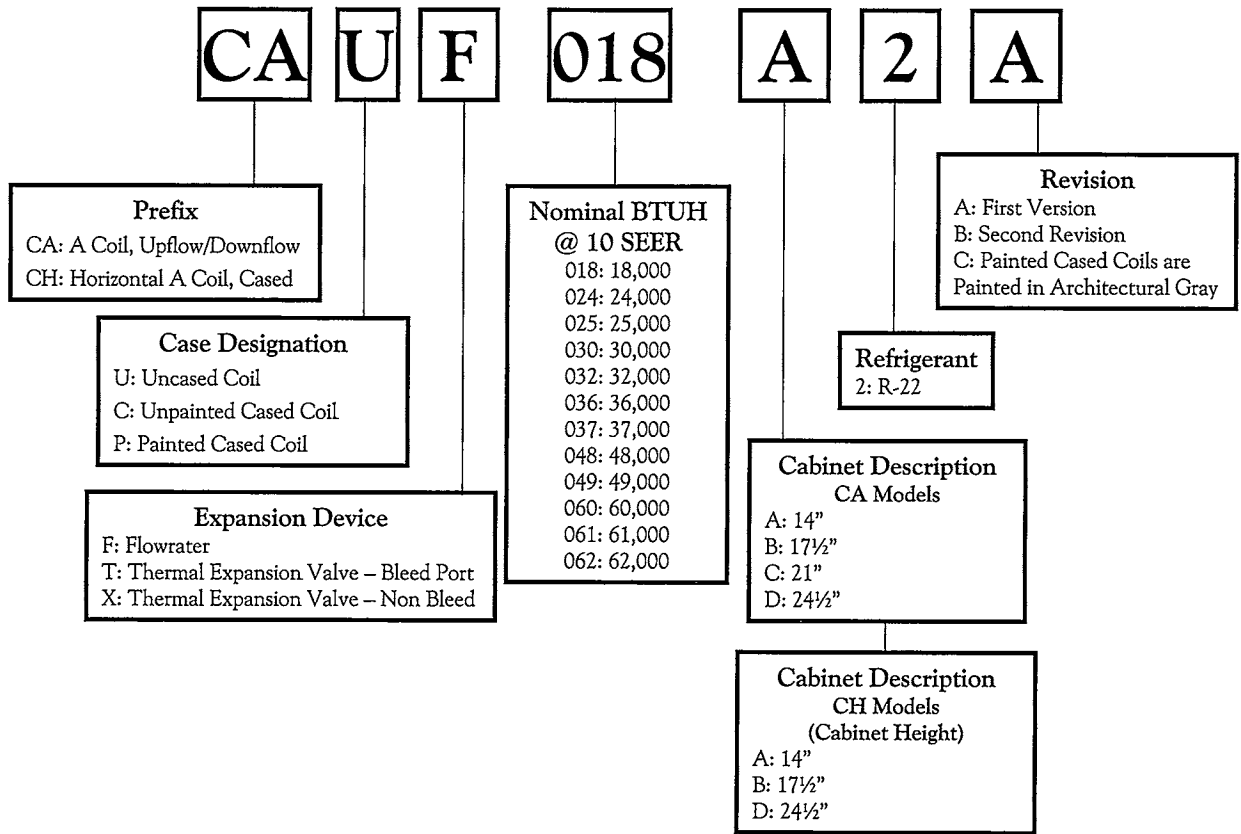
- Foil-face insulation
- Galvanized leather-grain finish and high-quality post-paint models are available
- Split-seam front—excellent access

NOTE: DO NOT USE THIS COIL ON OIL FURNACES OR ANY APPLICATIONS WHERE THE TEMPERATURE ON THE DRAIN PAN MAY EXCEED 300 °F. A FIELD-FABRICATED METAL DRAIN PAN SHOULD BE USED IN THIS APPLICATION. The usage of these coils/drain pans must be strictly adhered to in order to avoid any possibility of using a low-temperature material in a high-temperature application.



PRODUCT SPECIFICATIONS

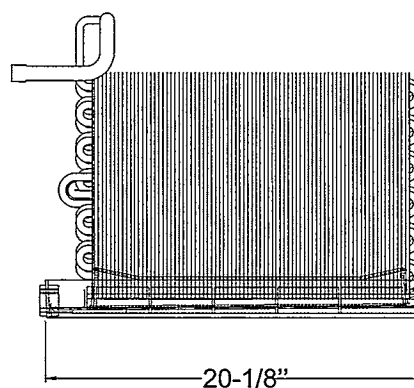
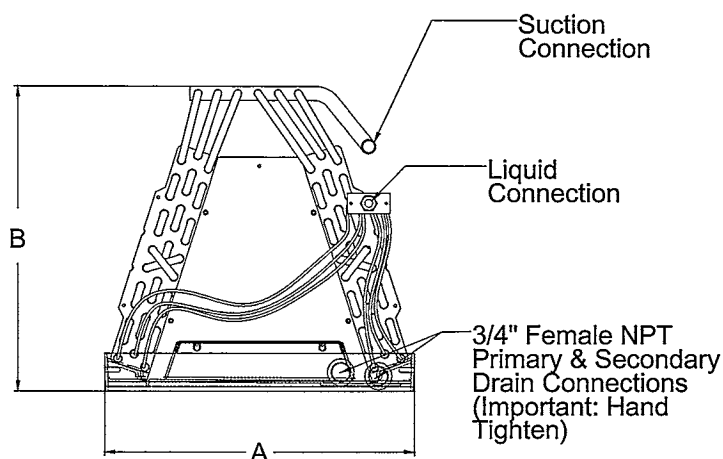
Nomenclature



PRODUCT SPECIFICATIONS

Uncased Upflow/Downflow Indoor Coils (CAUF/CAUX)

Model		Dimensions		Specifications				
		Width (A)	Height (B)	Nominal Tons	No. of Rows	Liquid Conn.	Suction Conn.	Shipping Weight (pounds)
Flowrater	TXV							
CAUF018A2*		13"	16¼"	1½	2	3/8"	5/8"	18
CAUF024A2A		13"	16⅝"	2	2	3/8"	3/4"	21
CAUF030A2A		13"	18⅝"	2½	3	3/8"	3/4"	24
CAUF036A2A		13"	20"	3	3	3/8"	3/4"	31
CAUF036A2B		13"	20"	3	2	3/8"	3/4"	30
CAUF018B2A	CAUX018B2A	16½"	16⅝"	1½	2	3/8"	5/8"	18
CAUF025B2A	CAUX025B2A	16½"	16¼"	2	3	3/8"	3/4"	21
CAUF030B2A		16½"	16⅝"	2½	3	3/8"	3/4"	24
CAUF036B2A	CAUX036B2A	16½"	20"	3	3	3/8"	3/4"	31
CAUF036B2B	CAUX036B2B	16½"	20"	3	2	3/8"	3/4"	31
CAUF037B2A	CAUX037B2A	16½"	20"	3	3	3/8"	3/4"	31
CAUF042B2A	CAUX042B2A	16½"	20"	3½	3	3/8"	3/4"	43
CAUF048B2A		16½"	24"	4	3	3/8"	7/8"	44
CAUF042C2A		20"	21½"	3½	3	3/8"	3/4"	43
CAUF048C2A		20"	23½"	4	3	3/8"	7/8"	44
CAUF049C2A	CAUX049C2A	20"	23¾"	4	3	3/8"	7/8"	44
CAUF060C2A		20"	28"	5	3	3/8"	7/8"	55
CAUF061C2A		20"	28"	5	4	3/8"	7/8"	55
CAUF049D2A	CAUX049D2A	23"	23¾"	4	3	3/8"	7/8"	44
CAUF060D2A	CAUX060D2A	23"	28¼"	5	3	3/8"	7/8"	55
CAUF061D2A	CAUX061D2A	23"	27¾"	5	4	3/8"	7/8"	55

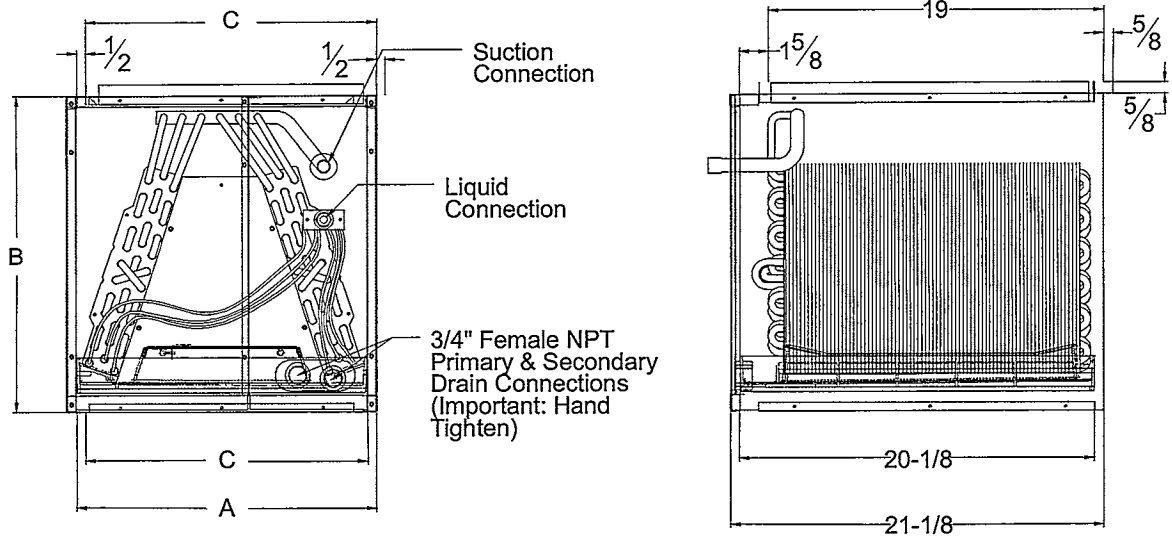


See Cross Reference Table on page 6.

PRODUCT SPECIFICATIONS

Cased Upflow/Downflow Indoor Coils (CACF/CAPF/CAPX)

Model			Dimensions			Specifications				
Unpainted Flowrater	Painted Flowrater	Painted TXV	Width (A)	Height (B)	Plenum Opening Width (C)	Nominal Tons	No. of Rows	Liquid Conn.	Suction Conn.	Shipping Weight (pounds)
CACF018A2A			14"	18"	13"	1½	2	3/8"	5/8"	31
CACF024A2A			14"	18"	13"	2	2	3/8"	3/4"	33
CACF030A2A			14"	18"	13"	2½	3	3/8"	3/4"	38
CACF036A2A			14"	22"	13"	3	3	3/8"	3/4"	38
CACF036A2B			14"	22"	13"	3	2	3/8"	3/4"	38
	CAPF018B2A		17½"	18"	16½"	1½	2	3/8"	5/8"	33
		CAPX018B2A	17½"	22"	16½"	1½	2	3/8"	5/8"	33
	CAPF025B2A		17½"	18"	16½"	2	3	3/8"	3/4"	35
		CAPX025B2A	17½"	22"	16½"	2	3	3/8"	3/4"	35
CACF030B2A	CAPF030B2A		17½"	18"	16½"	2½	3	3/8"	3/4"	42
CACF036B2B			17½"	18"	16½"	2½	2	3/8"	3/4"	42
		CAPX030B2A	17½"	22"	16½"	2½	3	3/8"	3/4"	42
CACF036B2A	CAPF036B2A	CAPX036B2A	17½"	22"	16½"	3	3	3/8"	3/4"	48
	CAPF036B2B	CAPX036B2B	17½"	22"	16½"	3	2	3/8"	3/4"	48
	CAPF037B2A	CAPX037B2A	17½"	22"	16½"	3	3	3/8"	3/4"	48
CACF042B2A	CAPF042B2A	CAPX042B2A	17½"	22"	16½"	3½	3	3/8"	3/4"	60
CACF048B2A			17½"	26"	16½"	4	3	3/8"	7/8"	55
	CAPF036C2A		21"	26"	20"	3	3	3/8"	3/4"	55
	CAPF036C2B		21"	26"	20"	3	2	3/8"	3/4"	55
CACF042C2A	CAPF042C2A		21"	26"	20"	3½	3	3/8"	3/4"	65
CACF048C2A			21"	26"	20"	4	3	3/8"	7/8"	57
	CAPF049C2A	CAPX049C2A	21"	26"	20"	4	3	3/8"	7/8"	57
CACF060C2A			21"	30"	20"	5	3	3/8"	7/8"	61
CACF061C2A			21"	30"	20"	5	4	3/8"	7/8"	68
	CAPF049D2A	CAPX049D2A	24½"	26"	23½"	4	3	3/8"	7/8"	58
CACF060D2A	CAPF060D2A	CAPX060D2A	24½"	30"	23½"	5	3	3/8"	7/8"	68
CACF061D2A		CAPX061D2A	24½"	30"	23½"	5	4	3/8"	7/8"	75

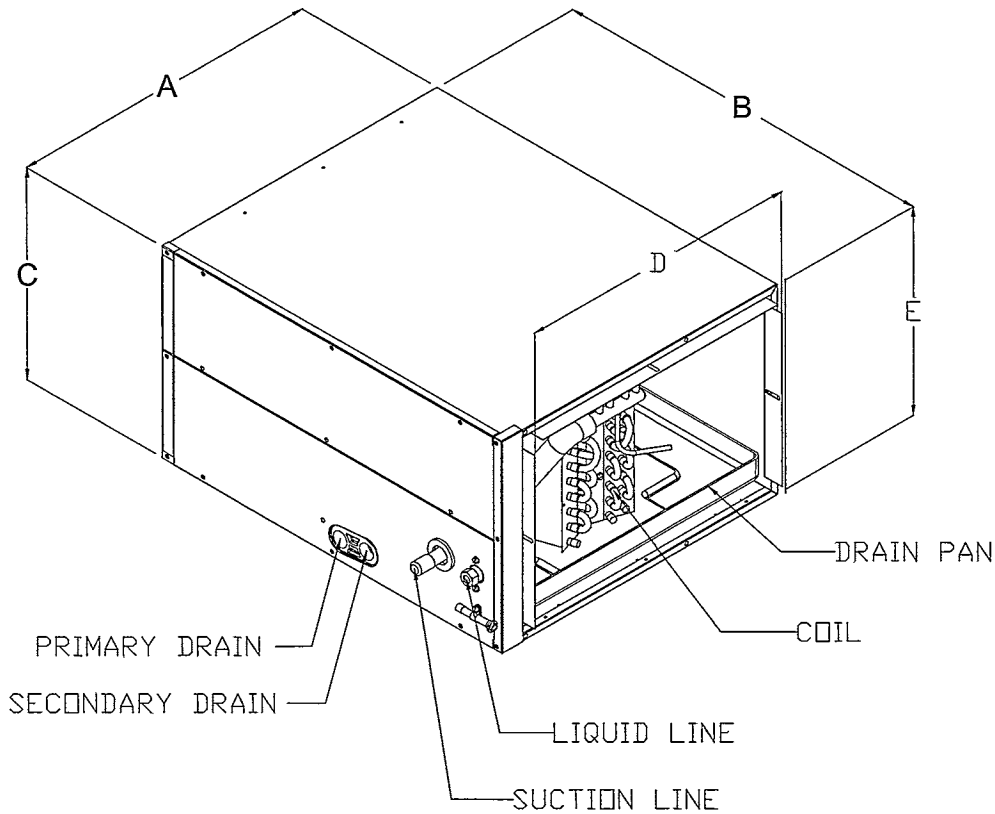


See Cross Reference Table on page 7.

PRODUCT SPECIFICATIONS

Cased Horizontal "A" Indoor Coil (CHPF/CHPX)

Model		Dimensions					Specifications						
		Width (A)	Depth (B)	Height (C)	Plenum Opening Width (D)	Plenum Opening Height (E)	Evap Coil Face Area (ft ²)	No. of Rows	Fins per Inch	Primary Auxiliary Drain	Liquid Conn.	Suction Conn.	Shipping Weight (pounds)
CHPF024A2*	CHPX024A2*	21 $\frac{1}{8}$ "	26"	14"	19"	13"	3.33	2	14	3/4"	3/8"	3/4"	40
CHPF030A2A	CHPX030A2A	21 $\frac{1}{8}$ "	26"	14"	19"	13"	3.33	3	14	3/4"	3/8"	3/4"	45
CHPF036B2A	CHPX036B2A	21 $\frac{1}{8}$ "	26"	17 $\frac{1}{2}$ "	19"	16 $\frac{1}{2}$ "	4.44	2	14	3/4"	3/8"	3/4"	50
CHPF042B2A	CHPX042B2A	21 $\frac{1}{8}$ "	26"	17 $\frac{1}{2}$ "	19"	16 $\frac{1}{2}$ "	4.44	3	14	3/4"	3/8"	3/4"	55
CHPF048D2A	CHPX048D2A	21 $\frac{1}{8}$ "	26"	24 $\frac{1}{2}$ "	19"	23 $\frac{1}{2}$ "	5.96	3	14	3/4"	3/8"	7/8"	65
CHPF060D2A	CHPX060D2A	21 $\frac{1}{8}$ "	26"	24 $\frac{1}{2}$ "	19"	23 $\frac{1}{2}$ "	5.96	4	14	3/4"	3/8"	7/8"	70



NOTE: All air opening flanges are 0.6250".

* Revision designator; see Nomenclature on page 2 for details.
See Cross Reference Table on page 10.

PRODUCT SPECIFICATIONS

Air Flow Data

Static Pressure Drop Across Coil, Upflow/Downflow Applications

		Air Quantity (SCFM) Vs. Pressure Drop (In. WC)																
	SCFM	400	500	600	700	800	900	1000	1100	1200								
CA**018A2*	WET	0.043	0.065	0.092	0.122	0.163	0.211	0.266	0.315	0.365								
	DRY	0.036	0.054	0.077	0.103	0.133	0.167	0.212	0.256	0.303								
CA**018B2*	WET	0.050	0.064	0.109	0.150	0.190	0.229	0.289	0.320	---								
	DRY	0.034	0.052	0.073	0.097	0.124	0.156	0.179	0.223	0.267								
CA**024A2*	WET	0.039	0.060	0.086	0.116	0.148	0.189	0.231	0.278	0.320								
	DRY	0.034	0.052	0.073	0.098	0.129	0.163	0.205	0.254	0.293								
CA**025B2*	WET	0.039	0.073	0.110	0.151	0.198	0.249	0.304	0.369	0.436								
	DRY	0.034	0.055	0.083	0.117	0.153	0.193	0.239	0.285	0.339								
CA**030A2*	WET	0.049	0.072	0.104	0.138	0.179	0.227	0.276	0.320	---								
	DRY	0.043	0.064	0.090	0.120	0.155	0.199	0.245	0.293	0.340								
CA**030B2*	WET	0.019	0.043	0.071	0.102	0.139	0.180	0.226	0.281	0.340								
	DRY	0.010	0.034	0.060	0.084	0.113	0.145	0.175	0.213	0.255								
CA**036A2*	WET	0.060	0.085	0.115	0.149	0.189	0.236	0.285	0.339	0.395								
	DRY	0.044	0.077	0.107	0.139	0.173	0.211	0.256	0.301	0.347								
CA**036B2*	WET	0.036	0.038	0.054	0.073	0.097	0.124	0.148	0.179	0.212								
	DRY	0.013	0.031	0.045	0.061	0.079	0.102	0.127	0.150	0.176								
CA**036C2*	WET	0.021	0.030	0.045	0.062	0.080	0.101	0.121	0.147	0.172								
	DRY	0.015	0.026	0.038	0.052	0.069	0.089	0.108	0.128	0.150								
CAP*037B2*	WET	0.050	0.083	0.112	0.146	0.184	0.225	0.276	0.323	0.375	0.431							
	DRY	0.048	0.070	0.090	0.118	0.152	0.186	0.220	0.259	0.300	0.346							
CAC*042B2*	WET	0.031	0.072	0.103	0.133	0.163	0.199	0.239	0.284	0.330	0.381	0.436						
	DRY	0.018	0.051	0.076	0.099	0.122	0.149	0.180	0.214	0.249	0.285	0.323						
CA**042C2*	WET	0.036	0.048	0.065	0.085	0.106	0.132	0.159	0.190	0.226	0.264	0.301						
	DRY	0.026	0.038	0.053	0.072	0.092	0.114	0.138	0.161	0.184	0.216	0.250						
CA**048B2*	WET	0.077	0.104	0.126	0.154	0.184	0.224	0.263	0.307	0.347	0.410	0.460	0.510					
	DRY	0.067	0.087	0.108	0.133	0.162	0.190	0.226	0.264	0.304	0.350	0.390	0.430					
CA**048C2*	WET	0.047	0.064	0.081	0.101	0.125	0.148	0.176	0.205	0.235	0.267	0.301	0.341					
	DRY	0.042	0.057	0.074	0.091	0.110	0.133	0.156	0.180	0.205	0.232	0.260	0.291					
CAP*049C2*	WET	0.070	0.070	0.090	0.110	0.140	0.160	0.180	0.230	0.250	0.300	0.320	0.360	0.400	0.450	0.490		
	DRY	0.055	0.060	0.070	0.090	0.110	0.130	0.160	0.180	0.200	0.230	0.250	0.280	0.310	0.340	0.370		
CAP*049D2*	WET	0.070	0.070	0.090	0.110	0.130	0.150	0.170	0.200	0.230	0.250	0.290	0.330	0.370	0.390	0.440		
	DRY	0.050	0.050	0.070	0.090	0.100	0.120	0.130	0.150	0.170	0.190	0.210	0.240	0.260	0.290	0.320		
CA**060C2*	WET	0.062	0.070	0.090	0.100	0.120	0.140	0.160	0.190	0.220	0.240	0.270	0.310	0.350	0.400	0.430		
	DRY	0.049	0.060	0.070	0.090	0.110	0.130	0.150	0.170	0.190	0.220	0.240	0.270	0.300	0.330	0.370		
CA**060D2*	WET	0.055	0.060	0.070	0.080	0.100	0.110	0.120	0.150	0.170	0.190	0.210	0.240	0.270	0.290	0.310		
	DRY	0.030	0.040	0.050	0.060	0.070	0.090	0.100	0.110	0.130	0.150	0.160	0.180	0.200	0.220	0.250		
CA**061C2*	WET	0.110	0.130	0.150	0.180	0.210	0.240	0.280	0.310	0.340	0.390	0.430	0.470	0.510				
	DRY	0.100	0.120	0.140	0.160	0.190	0.220	0.240	0.270	0.310	0.330	0.370	0.410	0.440				
CA**061D2*	WET	0.070	0.090	0.110	0.120	0.150	0.170	0.190	0.220	0.240	0.270	0.310	0.340	0.380				
	DRY	0.060	0.080	0.090	0.110	0.120	0.140	0.160	0.180	0.210	0.230	0.250	0.280	0.300				

* Revision designator; see Nomenclature on page 2 for details. See Cross Reference Table on pages 8 and 9.

PRODUCT SPECIFICATIONS

Air Flow Data

Static Pressure Drop Across Coil, Horizontal Right Applications

		Air Quantity (SCFM) Vs. Pressure Drop (In. WC)														
	SCFM	400	500	600	700	800	900	1000	1100	1175						
CHP*024A2A	WET	0.042	0.064	0.110	0.123	0.161	0.204	0.256	0.310	0.355						
	DRY	0.034	0.053	0.076	0.104	0.136	0.173	0.216	0.262	0.318						
CHP*030A2A	SCFM	600	700	800	900	1000	1100	1200	1300	1400	1500	1600				
	WET	0.082	0.129	0.172	0.222	0.277	0.331	0.406	0.472	0.555	0.641	---				
CHP*036B2A	DRY	0.076	0.115	0.156	0.199	0.252	0.304	0.364	0.428	0.513	---	---				
	SCFM	600	700	800	900	1000	1100	1200	1300	1400	1500	1600				
CHP*042B2A	WET	0.024	0.041	0.061	0.082	0.104	0.130	0.159	0.191	0.225	0.262	---				
	DRY	0.024	0.041	0.058	0.078	0.102	0.125	0.154	0.186	0.219	---	---				
CHP*048D2A	SCFM	600	700	800	900	1000	1100	1200	1300	1400	1500	1600				
	WET	0.056	0.074	0.102	0.134	0.168	0.208	0.251	0.300	0.356	0.410	0.46433				
CHP*060D2A	DRY	0.051	0.072	0.095	0.124	0.159	0.197	0.238	0.283	0.331	0.378	0.43385				
	SCFM	800	900	1000	1100	1200	1300	1400	1500	1600	1700	1800	1900	2000	2100	2200
CHP*048D2A	WET	0.046	0.050	0.060	0.070	0.090	0.110	0.130	0.160	0.180	0.210	0.240	0.260	0.300	0.320	0.350
	DRY	0.017	0.040	0.060	0.070	0.090	0.110	0.130	0.150	0.170	0.200	0.220	0.250	0.280	0.310	0.340
CHP*060D2A	SCFM	900	1000	1100	1200	1300	1400	1500	1600	1700	1800	1900	2000	2100	2200	
	WET	0.060	0.080	0.090	0.120	0.140	0.160	0.190	0.220	0.250	0.280	0.320	0.350	0.390	0.430	
CHP*060D2A	DRY	0.060	0.080	0.100	0.120	0.140	0.160	0.180	0.210	0.240	0.270	0.300	0.330	0.370	0.400	

NOTE: For Horizontal Left Applications, Reduce Airflow 3%

* Nominal CFM

* Revision designator; see Nomenclature on page 2 for details. See Cross Reference Table on page 10.

PRODUCT SPECIFICATIONS

Coil Cross-Reference Table—CAUF/CAUX

Existing Houston and Fayetteville Manufactured Coils	New Dayton Manufactured Coils	Coil Height	GDS80703ANA GDS80453ANA GMS80703ANA GMS80453ANA GHS80453ANA	GCS90703BXA GCS90453BXA GMS90703BXA GMS90453BXA GMV80703BXA GDS80904BNA GMS80904BNA GMS80903BNA GMS80704BNA GHS80704BNA	GCV90704CXA GMV90704CXA GCS90904CXA GMS90904CXA GMV81155CXA GDS81155CNA GMS81155CNA GMS80905CNA GHS80905CNA	GCV90905DXA GMV91155DXA GMV90905DXA GCS91155DXA GMS91155DXA GMS81405DNA
			14" Furnace	17½" Furnace	21" Furnace	24½" Furnace
Uncased Upflow/Downflow Coils with Flowrater						
UC-18	CAUF018A2A	16¼"	X			
CCA18FSC	CAUF018B2A	16⅝"		X		
UC-29	CAUF024A2A	16⅝"	X			
CCA24FSC	CAUF025B2A	16¼"		X		
UC-32	CAUF030A2A	18⅝"	X			
CCA30FSC	CAUF030B2A	16⅝"		X		
UC-35	CAUF036A2A/B	20"	X			
UC-36	CAUF036B2A/B	20"		X		
	CAUF037B2A	20"		X		
CCA36FSC	CAUF036B2A	20"		X		
UC-42/CCA42FSC	CAUF042B2A	20"		X		
	CAUF042C2A	21½"			X	
UC-47	CAUF048B2A	24"		X		
UC-49	CAUF048C2A	23½"			X	
CCA48FSC	CAUF049C2A	23¾"			X	
CCA54FSC	CAUF049D2A	23¾"				X
UC-59	CAUF060C2A	28"			X	
UC-60	CAUF060D2A	28¼"				X
CCA60FSC/CCA57FSC	CAUF060D2A	28¼"				X
UC-62	CAUF061C2A	28"			X	
UC-61	CAUF061D2A	27¾"				X
Uncased Upflow/Downflow Coils with Thermal Expansion Valve						
	CAUX018B2A	16⅝"		X		
CHA24TSC/CHA18TSC	CAUX025B2A	16¼"		X		
CHA30TSC	CAUX036B2A/B	20"		X		
	CAUX037B2A	20"		X		
CHA36TSC	CAUX042B2A	20"		X		
CHA42TSC	CAUX049C2A	23¾"			X	
CHA48TSC	CAUX049D2A	23¾"				X
CHA54TSC/CHA54TSC	CAUX060D2A	28¼"				X
CHA60TSC	CAUX061D2A	27¾"				X

PRODUCT SPECIFICATIONS

Coil Cross-Reference Table—CACF/CAPF/CAPX

Existing Houston and Fayetteville Manufactured Coils	New Dayton Manufactured Coils	Coil Height	GDS80703ANA GDS80453ANA GMS80703ANA GMS80453ANA GHS80453ANA	GCS90703BXA GCS90453BXA GMS90703BXA GMS90453BXA GMV80703BXA GDS80904BNA GMS80904BNA GMS80903BNA GMS80704BNA GHS80704BNA	GCV90704CXA GMV90704CXA GCS90904CXA GMS90904CXA GMV81155CXA GDS81155CNA GMS81155CNA GMS80905CNA GHS80905CNA	GCV90905DXA GMV91155DXA GMV90905DXA GCS91155DXA GMS91155DXA GMS81405DNA
			14" Furnace	17½" Furnace	21" Furnace	24½" Furnace
Cased Upflow/Downflow Coils with Unpainted Flowrater						
U-18	CACF018A2A	18"	X			
U-29	CACF024A2A	18"	X			
U-30	CACF030A2A	18"	X			
U-31	CACF030A2A	18"	X			
U-32	CACF030A2A	18"	X			
U-30	CACF030B2A	18"		X		
U-32	CACF030B2A	18"		X		
U-35	CACF036A2A/B	22"	X			
U-36	CACF036A2A	22"	X			
U-36	CACF036B2A/B	22"		X		
U-42	CACF042B2A	22"		X		
	CACF042C2A	26"			X	
U-47	CACF048B2A	26"		X		
U-49	CACF048B2A	26"		X		
U-49	CACF048C2A	26"			X	
U-59	CACF060C2A	30"			X	
U-60	CACF060C2A	30"			X	
U-60	CACF060D2A	30"				X
U-61	CACF061C2A	30"			X	
U-62	CACF061C2A	30"			X	
U-61	CACF061D2A	30"				X
Cased Upflow/Downflow Coils with Painted Flowrater						
CCA18FCC	CAPF018B2A	18"		X		
CCA24FCC	CAPF025B2A	18"		X		
CCA30FCC	CAPF030B2A	18"		X		
CCA36FCC	CAPF036B2A/B	22"		X		
	CAPF037B2A	22"		X		
	CAPF036C2A/B	26"/18"			X	
	CAPF042B2A	22"		X		
CCA42FCC	CAPF042C2A	26"			X	
CCA48FCC	CAPF049C2A	26"				X
CCA54FCC	CAPF049D2A	26"				X
CCA60FCC/CCA57FCC	CAPF060D2A	30"				X
Cased Upflow/Downflow Coils with Painted Thermal Expansion Valve						
	CAPX018B2A	22"		X		
CHA24TCC/CHA18TCC	CAPX025B2A	22"		X		
	CAPX030B2A	22"		X		
CHA30TCC	CAPX036B2A/B	22"		X		
	CAPX037B2A	22"		X		
CHA36TCC	CAPX042B2A	22"		X		
CHA42TCC	CAPX049C2A	26"			X	
CHA48TCC	CAPX049D2A	26"				X
CHA54TCC	CAPX060D2A	30"				X
CHA57TCC/CHA54TCC	CAPX060D2A	30"				X
CHA60TCC	CAPX061D2A	30"				X

PRODUCT SPECIFICATIONS

Coil Cross-Reference Table—CHPF/CHPX

Existing Houston and Fayetteville Manufactured Coils	New Dayton Manufactured Coils	Coil Height	GDS80703ANA GDS80453ANA GMS80703ANA GMS80453ANA GHS80453ANA	GCS90703BXA GCS90453BXA GMS90703BXA GMS90453BXA GMV80703BXA GDS80904BNA GMS80904BNA GMS80903BNA GMS80704BNA GHS80704BNA	GCV90704CXA GMV90704CXA GCS90904CXA GMS90904CXA GMV81155CXA GDS81155CNA GMS81155CNA GMS80905CNA GHS80905CNA	GCV90905DXA GMV91155DXA GMV90905DXA GCS91155DXA GMS91155DXA GMS81405DNA
			14" Furnace	17½" Furnace	21" Furnace	24½" Furnace
Cased Horizontal "A" Coils with Painted Flowrater						
HT-1830	CHPF024A2A	26" x 21" x 14"	X			
CCF24FCC	CHPF024A2A	26" x 21" x 14"	X			
HT-3236	CHPF030A2A	26" x 21" x 14"	X			
CCF30FCC	CHPF030A2A	26" x 21" x 14"	X			
HT-36	CHPF036B2A	26" x 21" x 17½"		X		
CCF36FCC	CHPF036B2A	26" x 21" x 17½"		X		
HT-4248	CHPF042B2A	26" x 21" x 17½"		X		
CCF42FCC	CHPF042B2A	26" x 21" x 17½"		X		
CCF48FCC	CHPF048D2A	26" x 21" x 24½"				X
HT-4860	CHPF048D2A	26" x 21" x 24½"				X
CCF60FCC	CHPF048D2A	26" x 21" x 24½"				X
HT-61	CHPF060D2A	26" x 21" x 24½"				X
Cased Horizontal "A" Coils with Painted Thermal Expansion Valve						
CHF18TCC	CHPX024A2A	26" x 21" x 14"	X			
CHF24TCC	CHPX030A2A	26" x 21" x 14"	X			
CHF30TCC	CHPX030A2A	26" x 21" x 14"	X			
	CHPX036B2A	26" x 21" x 17½"		X		
CHF36TCC	CHPX042B2A	26" x 21" x 17½"		X		
CHF42TCC	CHPX042B2A	26" x 21" x 17½"		X		
CHF48TCC	CHPX048D2A	26" x 21" x 24½"				X
	CHPX060D2A	26" x 21" x 24½"				X

PRODUCT SPECIFICATIONS

This page has been intentionally left blank.

PRODUCT SPECIFICATIONS



Goodman Manufacturing Company, L.P., reserves the right to discontinue, or change at any time, specifications or designs without notice or without incurring obligations.
Copyright © 2004 Goodman Manufacturing Company, L.P. • Houston, Texas • Printed in the USA. • Goodman® brand products are made proudly in the USA.